

**Caerphilly County
Borough Council Gypsy
and Traveller
Accommodation
Assessment**

**Draft Report
February 2022**

Table of Contents

Chapter One – Policy Context.....	5
1.0 Introduction	5
1.1 Purpose of the GTAA	5
1.2 Report Structure.....	6
1.3 Legislation & Guidance	6
1.4 Definition of Key Terms.....	8
Chapter Two – Background and analysis of existing data.....	9
2.0 Previous findings of the 2016 Gypsy and Traveller Accommodation Assessment	9
2.1 Population Data.....	9
2.2 Caravan Count.....	16
2.3 Current Accommodation Provision.....	17
Chapter Three - Methodology	18
3.0 Project Steering Group Composition.....	18
3.1 Study Methodology	18
Chapter Four - Survey Findings	21
4.0 Households interviews	21
4.1 Demographic Profile of Population.....	21
4.2 Suitability of Current Accommodation	24
4.3 Accommodation Aspirations.....	27
4.4 Household Growth	29
4.5 Conclusions.....	31
Chapter Five – Assessing Accommodation Needs	33
5.0 Residential Unmet Need	33
5.1 Transit Site Provision	35
5.2 Need for Travelling Showpeople Plots	36
Chapter Six – Conclusions, Recommendations & Next Steps	37
6.0 Conclusions & Recommendations	37
6.1 Next Steps.....	38
Appendix 1: Definition of Key Terms	39

Appendix 2: Survey Poster.....	42
Appendix 3: Survey Flyer	43
Appendix 4: A List of Organisations Consulted	44
Appendix 5: Interview Log	45
Appendix 6: 2011 Census Data Regional Analysis	46
Appendix 7: Analysis of unauthorised encampments (2011-2015)	49

Table of Figures

Table 2.1: Breakdown of resident by age group for Caerphilly county borough	10
Table 2.2: Breakdown of resident by age group and gender (male) for Caerphilly county borough	10
Table 2.3: Breakdown of resident by age group and gender (female) for Caerphilly county borough	11
Table 2.4: Breakdown of residents aged 16+ by economic activity for Caerphilly county borough	11
Table 2.5: Breakdown of residents aged 16+ by economic inactivity reason	12
Table 2.6: Breakdown of resident aged 16+ by highest level of qualification for Caerphilly county borough.....	12
Table 2.7: Breakdown of residents by general health for Caerphilly county borough	13
Table 2.8: Breakdown of residents by household composition for Caerphilly county borough	13
Table 2.9: Gypsy Traveller Caravan Count for Caerphilly county borough.....	16
Table 2.10: Summary of Unauthorised Encampments for Caerphilly county borough	17
Figure 4.1: Respondent by Ethnicity.....	21
Figure 4.2: Respondent by age group	22
Figure 4.3: Respondent by gender	22
Figure 4.4: Number of people in household by respondent.....	23
Figure 4.5: Respondents & family members by age group.....	23
Figure 4.6: A1 - Where do you live now?	24
Figure 4.7: A2 - Are you satisfied with your current accommodation?	24
Figure 4.8: A3 - Can you tell me why you live here?	25

DRAFT 2022-2027 GYPSY TRAVELLER ACCOMMODATION ASSESSMENT

Figure 4.9: A4 - How long have you lived here?.....	25
Figure 4.10: A5 - If you moved within the last year, was your last home in this local authority?	26
Figure 4.11: A6 - How long do you think you'll stay here?.....	26
Figure 4.12: A7 - Would you stay longer if changes or improvements were made to your current accommodation?.....	27
Figure 4.13: B2 - If living in caravans, are there enough sleeping areas for all residents?.....	27
Figure 4.14: B3 - Is there room on the pitch for additional trailers to prevent overcrowding?	28
Figure 4.15: B4 - Would anyone in your family like to join the local authority waiting list for pitches or housing?.....	29
Figure 4.16: C1 - Are you planning to move into other accommodation?.....	29
Figure 4.17: D1 - Is anyone in your household likely to move to their own home in the next 5 years?.....	30
Figure 4.18: E5 - Is there are need for more transit sites in Wales?	31
Table 5.1: Current residential supply.....	33
Table 5.2: Planned residential supply.....	33
Table 5.3: Current residential demand	34
Table 5.4: Future household growth.....	34
Table 5.5: Unmet need.....	34

Chapter One – Policy Context

1.0 Introduction

- 1.0.1 This report outlines the findings of the 2022 Gypsy Traveller Accommodation Assessment (GTAA) undertaken by Caerphilly County Borough Council. In coming to its findings the report considers a range of quantitative and qualitative data based on existing data sources and interviews carried out with members of the Gypsy and Traveller community.
- 1.0.2 The GTAA was undertaken in-house by the Council in accordance with [guidance](#) issued to local authorities by Welsh Government. It was completed between April 2021 and December 2021.
- 1.0.3 The term 'Gypsy and Traveller' in this report conforms to the definition contained within section 108 of the Housing (Wales) Act 2014 and includes travelling showpeople and New Travellers, whether or not they can demonstrate a continued nomadic lifestyle.
- 1.0.4 The production of the GTAA was delayed 12 months due to Covid-19 pandemic on the instruction of Welsh Government. Work on this GTAA was only recommenced once notification was received by the Council from Welsh Government.
- 1.0.5 The GTAA covers the period March 2022 to February 2027. Its status is currently draft pending the approval of Cabinet.

1.1 Purpose of the GTAA

- 1.1.1 The purpose of the GTAA is to provide the Council with an indication of the accommodation requirements of Gypsies and Travellers living in or travelling through the county borough, and to make provision for permanent sites where the GTAA identifies an unmet need for mobile home pitches. In addition, the GTAA should also provide evidence, where applicable, of the requirement for transit provision and/or legal stopping place(s).
- 1.1.2 The main aims of the GTAA are to:
1. ensure compliance with the local authority duties under part 3 of the Housing (Wales) Act 2014;
 2. understand the accommodation needs of Gypsies and Travellers living or travelling through the county borough; and
 3. provide an evidence base to underpin the Council's 2nd Replacement Local Development Plan.
- 1.1.3 The GTAA drew on a range of data sources including:
- a review of secondary sources;

- discussions with organisations involved with Gypsy and Traveller issues; and
- face-to-face surveys of Gypsies and Travellers living in or travelling through the county borough.

1.2 Report Structure

1.2.1 The GTAA report is structured into a series of chapters in accordance with the template structure provided by Welsh Government:

- Chapter one covers the legislative requirements placed on local authorities in Wales for assessing the accommodation needs of the Gypsy Traveller community and statutory guidance;
- Chapter two provides an analysis of existing data sources including the 2011 Census, Council records and the caravan count;
- Chapter three sets out the methodology undertaken to complete the primary survey of Gypsies and Travellers living in or travelling through the county borough;
- Chapter four provides a summary of the survey findings including household interviews, population profile, accommodation requirements and household growth;
- Chapter five considers the assessment of accommodation needs both in terms of permanent residential pitches and transit sites; and
- Chapter six is the concluding chapter and includes any recommendations emanating from the undertaking of the GTAA and sets out any next steps.

1.3 Legislation & Guidance

1.3.1 The following section provides a summary of the key pieces of legislation and guidance which local authorities should have regard to when assessing or meeting the accommodation needs of Gypsies and Travellers.

Housing (Wales) Act 2014 duties

1.3.2 [Part 3 of the Housing \(Wales\) Act 2014](#) places a duty on local authorities in Wales to assess the accommodation needs of Gypsies and Travellers either living in or resorting to their area and, where identified, meet the assessed needs. Section 101 provides the duty to assess and section 103 provides the duty to meet assessed needs.

1.3.3 Section 104 of the Act provides that the Welsh minister may direct the local authority to exercise its powers under section 56 of the [Mobile Homes Wales](#)

DRAFT 2022-2027 GYPSY TRAVELLER ACCOMMODATION ASSESSMENT

[Act 2013](#) if they fail to comply with section 103 of the Housing (Wales) Act 2014.

- 1.3.4 All local authorities in Wales were to undertake their first accommodation assessments within 12 months of commencement the Housing (Wales) Act 2014. The Council's 2016 GTAA, covering the period 2016-21, was approved by Welsh Government in December 2017.
- 1.3.5 Local authorities are also required to submit accommodation assessments for approval of Welsh ministers, which identify the needs within the specific local authority area. The duty to undertake GTAAs, under Part 3 of the Housing (Wales) Act 2014, rest with individual local authorities.

Mobile Homes (Wales) Act 2013

- 1.3.6 Section 56 of the Mobile Homes (Wales) Act 2013 provides the power for local authorities to provide sites for mobile homes where the GTAA identifies a need. Section 56 does not provide a local authority with the power to provide mobile homes.
- 1.3.7 In exercising its powers under section 56, to provide sites for mobile homes, a local authority must have regard to any standards specified by the Welsh ministers under section 10, in respect of site layout and the provision of facilities, services and equipment.

Welsh Government Planning for Gypsy, Traveller and Showpeople Sites (Circular 005/2018)

- 1.3.8 [Welsh Government Planning Circular 005/2018](#) supersedes advice contained in Circular 30/2007 "Planning for gypsy and traveller caravan sites", Circular 78/91 "Travelling Showpeople" and Circular 76/94 "Gypsy Sites Policy and Unauthorised Camping". It provides updated guidance on the planning aspects of identifying sustainable sites for Gypsies and Travellers. It also outlines how local planning authorities and Gypsies and Travellers can work together to achieve this aim.

Welsh Government Designing Gypsy and Traveller Sites Guidance

- 1.3.9 Local authorities should have regard to Welsh Government guidance (2015) on [Designing Gypsy and Traveller Sites](#) when developing sites for mobile homes to ensure that such sites are designed and managed in culturally-appropriate ways and provide a good standard of living.

Caerphilly County Borough Local Development Plan Up to 2021 (adopted 2010)

- 1.3.10 The evidence base for the [adopted LDP](#) indicated that there was no identified need for a Gypsy and Traveller site and, therefore, no permanent or transit sites were allocated in the LDP.

- 1.3.11 The plan does, however, set out a criteria-based policy on Locational Constraints – Gypsy and Traveller Caravan Sites (Policy CW21), against which any planning applications for permanent and transit Gypsy and Traveller caravan sites would be assessed should they come forward in the plan period.
- 1.3.12 The Council has commenced preparation of a 2nd Replacement Local Development Plan (2RLDP) for the plan period 2020-2035. The GTAA will form an important part of the evidence base by identifying any unmet need for additional accommodation for Gypsies and Travellers within the county borough. In line with the 2018 Circular, the 2RLDP will continue to include a criteria-based policy to guide the determination of planning applications for Gypsy and Traveller sites.

1.4 Definition of Key Terms

- 1.4.1 A list of key terms used in this report is provided in Appendix 1.

Chapter Two – Background and analysis of existing data

2.0 Previous findings of the 2016 Gypsy and Traveller Accommodation Assessment

- 2.0.1 In 2016 the Council published its first GTAA. The GTAA was undertaken in-house and produced in accordance with Welsh Government guidance. The GTAA was approved by Welsh Government in December 2017.
- 2.0.2 The GTAA consisted of an analysis of primary research and a range of secondary data. The extent of the primary research was limited due to the relatively low number of surveys undertaken.
- 2.0.3 The GTAA showed no requirement for either permanent or transit site provision.
- 2.0.4 As part of a series of recommendations emanating from the undertaking of the GTAA, the Council has now amended its Managing Unauthorised Encampments Policy to allow for criteria on the use of temporary stopping places.

2.1 Population Data

- 2.1.1 The analysis provided below is based on outputs from the [2011 Census](#), as compiled by the Office of National Statistics. Although the 2021 Census has now been completed, at the time of writing this report the information collected has yet to be made public.
- 2.1.2 The 2011 Census showed that 31 people, or just 0.02% of the total population in the county borough, described their ethnicity as 'Gypsy or Irish Traveller'. Due to the relatively small number of people who self-ascribed as Gypsy or Irish Traveller in the 2011 Census the Office of National Statistics would have used data swapping techniques to protect people's identity. Both from a perspective that the information is out of date and the low number of surveys completed, care needs to be taken when analysing the data presented below or drawing any conclusions from it.
- 2.1.3 Provided for reference in Appendix 6 is a breakdown of the cross tabular information extracted from the 2011 Census for Caerphilly county borough, together with comparison information for a number of other local authorities in the South East Wales region.
- 2.1.4 Table 2.1 below provides a breakdown of residents by age group. It shows that all the Gypsy or Irish Travellers living within the county borough as at the 2011 Census were aged under 65 years. The majority were in the 40-64 age group, which accounted for 58.1% of all Gypsy or Irish Traveller residents, compared with 34% of the population of the county borough as a whole. A smaller

DRAFT 2022-2027 GYPSY TRAVELLER ACCOMMODATION ASSESSMENT

proportion of Gypsy or Irish Travellers were aged 0-17 years than in the county borough as a whole (16.1% compared with 22.2%).

Table 2.1: Breakdown of resident by age group for Caerphilly county borough

	Count of all residents	% of all residents	Count of Gypsy/Irish Travellers	% of Gypsy/Irish Travellers
All usual residents	178,806		31	
Aged 0-17 years	39,691	22.2	5	16.1
Aged 18-39 years	48,800	27.3	8	25.8
Aged 40-64 years	60,750	34.0	18	58.1
Aged 65 years and over	29,565	16.5	0	0.0

Source: 2011 Census, ONS

2.1.5 Table 2.2 below provides a breakdown of residents by age and gender (male). It shows that just over half of Gypsy or Irish Traveller residents were males. 75% of these were in the 40-64 age group (compared with 34.3% of the county borough as a whole), with the remainder equally split over the 0-17 and 18-39 age groups.

Table 2.2: Breakdown of resident by age group and gender (male) for Caerphilly county borough

	Count of all residents	% of all residents	Count of Gypsy/Irish Travellers	% of Gypsy/Irish Travellers
Male usual residents	87,701		16	
Males aged 0-17 years	20,338	23.2	2	12.5
Males aged 18-39 years	24,062	27.4	2	12.5
Males aged 40-64 years	30,060	34.3	12	75.0
Males aged 65 years & over	13,241	15.1	0	0.0

Source: 2011 Census, ONS

2.1.6 Table 2.3 provides a breakdown of residents by age group and gender (female). It shows that just under half of Gypsy and Irish Travellers were females. Two fifths of these were in the 18-39 age group (compared with 27.2% of the county borough as a whole), two fifths were in the 40-64 age group (33.7% of the county borough as a whole), with the remainder in the 0-17 age group.

Table 2.3: Breakdown of resident by age group and gender (female) for Caerphilly county borough

	Count of all residents	% of all residents	Count of Gypsy/Irish Travellers	% of Gypsy/Irish Travellers
Female usual residents	91,105		15	
Females aged 0-17 years	19,353	21.2	3	20.0
Females aged 18-39 years	24,738	27.2	6	40.0
Females aged 40-64 years	30,690	33.7	6	40.0
Females aged 65 years & over	16,324	17.9	0	0.0

Source: 2011 Census, ONS

2.1.7 Table 2.4 below provides a breakdown of residents aged 16+ by economic activity. It shows that 83.8% of the Gypsy and Irish Traveller residents were aged 16+. Of these, 30.8% were economically active compared with 59% of all residents. All of the economically active Gypsy or Irish Travellers were in some form of employment. For males this was either full-time or self-employment, and for females this was part-time or full-time employment.

Table 2.4: Breakdown of residents aged 16+ by economic activity for Caerphilly county borough

	Count of all residents	% of all residents	Count of Gypsy/Irish Traveller	% of Gypsy/Irish Traveller
All usual residents aged 16+	143,825		26	
Economically active residents aged 16+	85,212	59.3	8	30.8
% of economically active residents aged 16+ who are:				
Employed part-time	17,378	12.1	1	3.9
Employed full-time	50,275	35.0	5	19.2
Self employed	7,966	5.5	2	7.7
Full-time students	2,852	2.0	0	0.0
Unemployed	6,741	4.7	0	0.0

Source: 2011 Census, ONS

2.1.8 Table 2.5 below provides a breakdown of residents aged 16+ by economic inactivity reason. It shows that 69.2% of Gypsy and Irish Travellers aged 16+ were economically inactive compared with 40.7% of all residents. A much lower proportion was retired, and much higher proportions were looking after the home/family or were long term sick/disabled. The majority of males were long-term sick/disabled, and this was also the most common category for females, followed by the looking after the home/family category.

2.1.9 In terms of the industry of employment, whilst the numbers were very small, the most popular categories for Gypsy and Irish Travellers were wholesale & retail

trade; repair of motor vehicles/motorcycles and public administration & defence; compulsory social security.

Table 2.5: Breakdown of residents aged 16+ by economic inactivity reason

	Count of all residents	% of all residents	Count of Gypsy/Irish Travellers	% of Gypsy/Irish Travellers
Economically inactive residents aged 16+	58,613	40.7	18	69.2
% of economically inactive residents aged 16+ who are:				
Retired	32,775	22.8	1	3.8
Students	5,901	4.1	0	0.00
Looking after home or family	5,681	3.9	4	15.4
Long term sick or disabled	11,130	17.7	11	42.3
Other	3,126	2.2	2	7.7

Source: 2011 Census, ONS

2.1.10 Table 2.6 below provides a breakdown of residents aged 16+ by highest level of qualification. It shows that 61.5% of Gypsy or Irish Travellers have no qualifications compared with 31.4% of all residents. Conversely, 23.1% of Gypsy or Irish Travellers hold a Level 4 qualification (degree, higher degree, NVQ Level 4-5, HNC/D, professional qualifications e.g. teacher, doctor) compared with 18.7% of all residents.

Table 2.6: Breakdown of resident aged 16+ by highest level of qualification for Caerphilly county borough

	Count of all residents	% of all residents	Count of Gypsy/Irish Travellers	% of Gypsy/Irish Travellers
All usual residents aged 16+ and highest level of qualification:	143,825		26	
No qualifications	45,102	31.4	16	61.5
Level 1 qualifications	21,459	14.9	0	0.0
Level 2 qualifications	23,361	16.2	0	0.0
Apprenticeship	5,595	3.9	1	3.9
Level 3 qualifications	16,154	11.2	3	11.5
Level 4 qualifications & above	26,843	18.7	6	23.1
Other qualifications	5,311	3.7	0	0.0

Source: 2011 Census, ONS

2.1.11 Table 2.7 below provides a breakdown of residents by general health. It shows that 45.2% of Gypsy and Irish Travellers stated that their general health was very good or good, significantly lower than the figure of 74.8% for all residents.

32.2% of Gypsy and Irish Travellers stated that their general health was bad or very bad, significantly higher than the figure of 9.3% for all residents.

Table 2.7: Breakdown of residents by general health for Caerphilly county borough

	Count of all residents	% of all residents	Count of Gypsy/Irish Travellers	% of Gypsy/Irish Travellers
All usual residents & general health:	178,806		31	
Very good or good	133,654	74.8	14	45.2
Fair	28,488	15.9	7	22.6
Bad or very bad	16,664	9.3	10	32.2

Source: 2011 Census, ONS

2.1.12 Table 2.8 below provides a breakdown of residents by household composition. It shows there to be 14 Gypsy or Irish Traveller households resident in the county borough. Of these households, 57.1% were single person aged under 65 years, compared with a figure of 14.8% for all residents. 14.3% of Gypsy or Irish Traveller households were married/same-sex civil partnership couple with all children non-dependent compared with a figure of 7.6% for all residents.

Table 2.8: Breakdown of residents by household composition for Caerphilly county borough

	Count of all residents	% of all residents	Count of Gypsy/Irish Traveller	% of Gypsy/Irish Travellers
Household composition	74,479		14	
Single person aged 65+ households	9,143	12.3	0	0.0
Households containing only residents aged 65+ (more than one)	6,161	8.3	0	0.0
Single person households	11,053	14.8	8	57.1
Married/same-sex civil partnership couple households with:				
no children	9,737	13.1	1	7.1
dependent children	11,025	14.8	1	7.1
all children non-dependent	5,687	7.6	2	14.3
Cohabiting couple households with:				
no children	3,435	4.6	1	7.2
dependent children	4,282	5.8	0	0.0
all children non-dependent	495	0.7	0	0.0

Lone parent households with:				
dependent children	6,533	8.8	1	7.2
all children non-dependent	3,141	4.2	0	0.0
Other households	3,787	5.1	0	0.0

Source: 2011 Census, ONS

Local Authority Housing and Planning records

2.1.13 The Council collects data on the requirement for permanent and transit site provision in the county borough through the Common Housing Register. Any requests for site provision are verified by the assessment team. There were no requests recorded at the beginning of July 2021. There were two applicants that indicated their ethnicity as Gypsy or Irish Traveller. However, neither applicant asked to complete a survey.

2.1.14 A review of homelessness returns by the Council on Stats Wales shows that over the last 3 years there has been a nil return on the number of households for which decisions taken, by ethnic group of applicant (Gypsy or Irish Traveller).

2.1.15 There have been 3 unauthorised developments on privately owned sites during the adopted LDP plan period. In all three cases, planning applications were submitted to retain the sites as Gypsy and Traveller sites. As of December 2021, two planning applications were awaiting determination. The third application was refused planning permission in December 2019. The applicants submitted an appeal, but Covid-19 restrictions have meant that the hearing has been delayed.

Traveller Education Services

2.1.16 Due to the relatively low number of Gypsies and Travellers living in the county borough the Council does not provide a separate traveller education service. Instead this service is provided under a service level agreement by the [Gwent Education Minority-Ethnic Service](#), which is based in Newport.

2.1.17 At the beginning of each year all maintained schools in the county borough, including nursery, primary, middle, secondary and special, are required to provide Welsh Government with pupil and school level data. The Pupil Level Annual School Census (PLASC) is mandatory requirement and all pupils on school roll at the time of the census must be included in the return. Data taken from [Stats Wales](#) (on 22/12/2021) showed that at the time of the 2020/21 PLASC, out of a total of 22,420 pupils in the county borough (primary and secondary), 5 recorded as Traveller, less than 5 as Gypsy and nil as Roma.

Gwent Police

- 2.1.18 The Council works closely with Gwent Police in dealing with unauthorised encampments throughout the county borough and has collaborated on the development of a regional managing unauthorised encampments policy put together by Gwent Police. No instances of unauthorised encampments were reported to the Council by Gwent Police during the undertaking of the fieldwork for this GTAA.
- 2.1.19 The lead officer for Gypsy Travellers at Gwent Police was made aware of the undertaking of this GTAA. In addition to using Welsh Government's template survey form the Council also agreed to ask some supplementary questions requested by Gwent Police. The questions concerned the services Gwent Police provide to victims of crime. The responses to these questions are confidential and, therefore, an analysis of responses is not included in this report.

Knowledge from specialist officers or voluntary organisations

- 2.1.20 Save the Children, via the [Travelling Ahead project](#), has set up a number of local fora across Wales. It was confirmed by Save the Children that a forum was not set up in the county borough because of the low numbers of Gypsy or Traveller children living here, which appears to correspond with information provided by the PLASC data (see paragraph 2.1.17).
- 2.1.21 Historically, there has not been a need for the Council to directly or indirectly employ a specialist officer to work with the Gypsy Traveller community, such as a liaison officer. There is no Gypsy or Traveller designated permanent site(s) within the county borough so, consequently, there are no site wardens either.
- 2.1.22 As part of this GTAA the Council has communicated with a number of voluntary organisations working specifically in the county borough, regionally or on a national basis. This included those relevant organisations listed in Appendix 1 of the Welsh Government guidance (2015). A variety of methods was used to communicate with these organisations including telephone, email, letter or virtual meeting. The reason for communicating was to raise awareness of the assessment, provide a point of contact for voluntary organisations to refer Gypsies and Travellers using their services and to try to establish the numbers of Gypsies and Travellers living in the county borough that used their services.
- 2.1.23 A meeting was held with Gypsies & Travellers Wales and a member of the Gypsy Traveller community in early 2020 to discuss the Council's approach to undertaking of the GTAA. Following the meeting a draft project plan was established.
- 2.1.24 In 2021 the Council appointed Gypsies and Travellers Wales to undertake a project to identify the housing related support needs of Gypsies and Travellers living on sites within the county borough. The purpose of the project was to

provide the Council with a greater understanding on the support needs of Gypsies and Travellers living in the county borough to feed into wider support strategies. It identified that there were varying housing related support needs, particularly around planning and accommodation issues.

2.2 Caravan Count

2.2.1 Local authorities in Wales were required to carry out a biannual caravan count. The count set out the number of Gypsy and Traveller caravans on authorised and unauthorised sites in Wales, and the status of pitches on local authority sites. The count was voluntary and are carried out in January and July every year. The count was deemed by Welsh Government to be an ineffective way of recording information and was ended in 2020.

2.2.2 Table 2.9 below shows the results of the caravan count in the county borough over the last 10 years. The information has been taken from Stats Wales website. The table shows that at the time of the counts there were no Gypsy and Traveller caravans on authorised and unauthorised sites in county borough.

Table 2.9: Gypsy Traveller Caravan Count for Caerphilly county borough

Date	Count of caravans	Date	Count of caravans
January 2011	0	July 2011	0
January 2012	0	July 2012	0
January 2013	0	July 2013	0
January 2014	0	July 2014	0
January 2015	0	July 2015	0
January 2016	0	July 2016	0
January 2017	0	July 2017	0
January 2018	0	July 2018	0
January 2019	0	July 2019	0
January 2020	6	-	-

Source: Stats Wales (November 2021)

2.2.3 Information on authorised sites, unauthorised encampments and unauthorised developments is now maintained by each local authority on the Caravan Count System website, which was introduced by Welsh Government in 2016. This system is web based and the recording will take place in real time so to provide a constant picture throughout Wales.

2.2.4 The table below shows a breakdown of unauthorised encampments in the county borough since the implementation of the Caravan Count System:

Table 2.10: Summary of Unauthorised Encampments for Caerphilly county borough

Commenced	Ended	Number of Caravans	Location
26/06/2017	30/06/2017	8	Caerphilly Train Station Park & Ride
03/09/2018	07/09/2018	3	Pontygwindy Ind Estate, Caerphilly
29/11/2020	6/12/2020	4	Caerphilly Train Station Park & Ride
12/05/2021	14/05/2021	4	Caerphilly Train Station Park & Ride

Source: Welsh Government (November 2021)

2.3 Current Accommodation Provision

- 2.3.1 There are currently no local authority owned sites in the county borough, either permanent or transit. There has been no site provision within the county borough since the inception of the Council in 1996.
- 2.3.2 There are no privately owned authorised sites (permanent) in the county borough, which are designated solely for Gypsy or Traveller use. There are, however, 3 privately owned residential caravan sites in the county borough.
- 2.3.3 There are currently no privately owned Gypsy and Traveller sites with temporary permission in the county borough.
- 2.3.4 There are currently 3 unauthorised developments in the county borough, all of which have submitted a planning application for retrospective permission. The location of the 3 sites have not been disclosed to protect the identities of the people living at these sites.
- 2.3.5 The table provided in Appendix 7 provides an analysis of unauthorised encampments that have occurred in the county borough in 5 years preceding the undertaking of the 2016 GTAA. When compared with Table 2.10 you can see that in the last 4 years there has been a significant drop in the instances of unauthorised encampments taking place.

Chapter Three - Methodology

3.0 Project Steering Group Composition

3.0.1 All aspects of the GTAA were overseen by a project steering group, a group set up by officers to oversee the undertaking of the 2016 GTAA and have met on a biannual basis since then to monitor any changes in the situation since to 2016 GTAA was undertaken.

3.0.2 The composition of the group reflects the local situation. Points taken into consideration included the low number of people who self-ascribed as Gypsy or Traveller in the 2011 Census, there was no permanent site provision in the county borough, the numbers of unauthorised encampments per annum was very low and the pressure placed on statutory and third sector organisations through participating in GTAA which are being carried out simultaneously in other local authority areas in Wales.

3.0.3 Although the project steering group is small, it is able to draw on resources from other Council departments and organisations that could have an input into the process. Therefore, the group comprised of representatives from the following service areas within the Council:

- Social Service & Housing (supporting people, Caerphilly Cares, public sector housing and housing strategy & development);
- ICT & Customer Services (corporate communications);
- Public Protection (environmental health);
- Corporate Policy (corporate policy and equalities);
- Regeneration & Planning; and
- the community cohesion team for West Gwent.

Although not part of the project steering group, discussions about the GTAA have taken place with the education department.

3.0.4 Given that the Covid-19 pandemic was still current during the undertaking of this GTAA, and in the interests of public health, meetings have been limited and those meetings which have taken place were conducted virtually. Advice issued by the Council was not to carry out any face-to-face meetings with the public due to the potential health risk, therefore, no members of the Gypsy Traveller community were involved in the steering group process. Although, discussions were held with an officer of the Travelling Ahead Project and a member of the Gypsy Traveller community (non-resident) prior to the commencement of this GTAA.

3.1 Study Methodology

3.1.1 The GTAA was undertaken in accordance with guidance issued by Welsh Government (2015). It consisted of a review of secondary data sources, as outlined in Chapter 2, and a primary survey with members of the Gypsy

Traveller community, as outlined in Chapter 4. The study was undertaken by members of the project steering group (see paragraph 3.0.3).

3.1.2 The Council used a wide range of engagement methods to encourage participation of the Gypsy Traveller community in the GTAA. Where Covid-19 pandemic regulations allowed the consultation stage of the GTAA was undertaken in accordance with the engagement checklist specified by Welsh Government below:

1. Visit every Gypsy and Traveller household identified through the data analysis process up to 3 times, if necessary.
2. Publish details of the GTAA process, including contact details to allow community members to request an interview.
3. Consult relevant community support organisations, such as those outlined in Annex 1 of the Welsh Government guidance (2015).
4. Develop a local authority waiting list for both pitches and housing, which is accessible and communicated to community members.
5. Endeavour to include Gypsies and Travellers on the GTAA project steering group.
6. Ensure contact details provided to the local authority by community members through the survey process are followed up and needs assessed.
7. Consider holding on-site (or nearby) GTAA information events to explain why community members should participate and encourage site residents to bring others who may not be known to the local authority.

3.1.3 Local authorities were not permitted to recommence work on their GTAA until after they had received notification from Welsh Government, which was received in May 2021. Although, face to face work did not start until after a change in Welsh Government Covid-19 guidance in August 2021. The primary survey was undertaken between August and October 2021. The consultation period was set to commence before the start and end after the school summer holidays, to capture any members of the community that may be travelling during the summer months.

3.1.4 To raise awareness of the undertaking of the 2021 GTAA the Council placed specially designed posters in strategic positions around the county borough including libraries, leisure centres and Council offices that were open to the public. The poster was produced bilingually in accordance with the Council's Welsh language policy. A copy of the poster is included in Appendix 2.

3.1.5 The Council also used its corporate website and social media platforms to widely promote the undertaking of the GTAA. A dedicated [web page](#) has been set up on the Council's main website to provide information on the GTAA. The web page also contained a link to the Welsh Government guidance on undertaking GTAA.

3.1.6 The specifically designed posters were given to the regional community cohesion coordinator to disseminate in their area of work including Caerphilly, Torfaen and Blaenau Gwent local authorities.

- 3.1.7 The Council also sent a copy of the poster to a range of Gypsy and Traveller support organisations, asking for assistance in raising awareness of the GTAA amongst their service users.
- 3.1.8 As part of the household survey undertaken in the summer of 2021 for the 2022 Local Housing Market Assessment, respondents were asked whether they were a Gypsy or Traveller. Of the 316 responses received none of the respondents said they were a Gypsy or a Traveller. Although, those that did would have been asked if they would like to have been interviewed for this GTAA.
- 3.1.9 A list of the organisations consulted as part of the GTAA is provided in Appendix 4. A variety of methods was used to communicate with these organisations including telephone, email, letter or meeting in person as discussed in Chapter 2.
- 3.1.10 Members of the project steering group visited the 3 private caravan sites in the county borough to speak with residents about the GTAA. All residents that were at home during the visit were spoken to and provided with information on the GTAA. Information was left for those people not at home. None of these sites are designated specifically by the Council for Gypsy or Traveller use.
- 3.1.11 Members of the project steering group also visited the 3 unauthorised developments within the county borough. The purpose of the first visit was purely to raise awareness of the undertaking of the GTAA and not to complete the survey. Covid-19 regulations were still in place and it was decided that interviews would not be carried out until restrictions were relaxed. A poster was left with the people living on each site providing information on the GTAA. It was clearly explained to the people that the GTAA had no bearing on their respective planning applications.
- 3.1.12 Members of the project steering group revisited the sites between September and October 2021 to carry out the surveys. One family subsequently declined to take place in the survey. Surveys were completed at the other 2 sites.
- 3.1.13 The universal questionnaire contained within the Welsh Government guidance (2015) was used for all surveys undertaken as part of the GTAA. No alterations were made by the Council to the questionnaire. In addition, some supplementary questions were asked on behalf of Gwent Police, the details of which are not considered by this GTAA.

Chapter Four - Survey Findings

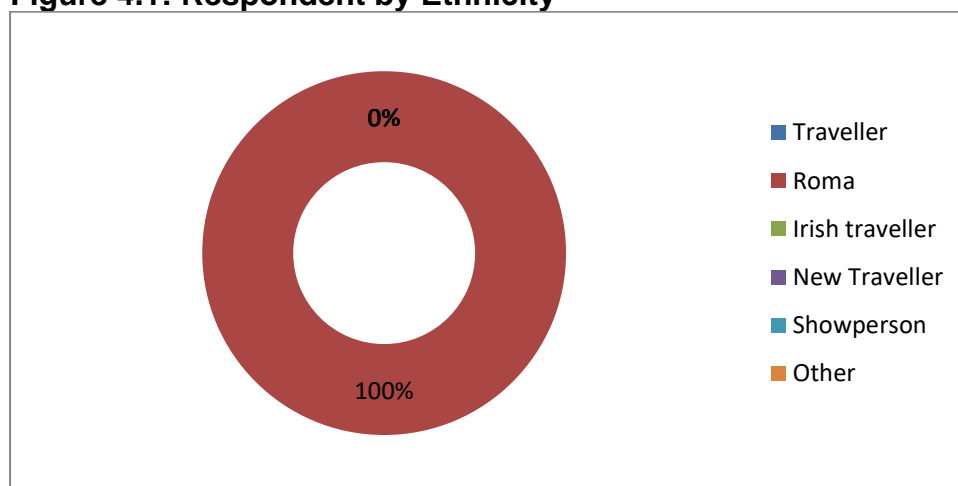
4.0 Households interviews

- 4.0.1 In total, 9 surveys were undertaken during the GTAA. The analysis contained in the following paragraphs is, therefore, based on the information provided during the undertaking of these surveys.
- 4.0.2 Residents at all of the 3 unauthorised developments were asked to take part in the survey. Only residents living at 2 of the 3 unauthorised developments agreed complete a survey.
- 4.0.3 As outlined in the previous chapters, there are no designated Gypsy or Traveller sites and the number of people self-ascribing in the 2011 is very low. Although, the Council attempted to raise awareness of the undertaking of the GTAA in reality it received very few enquiries from the community about the process.
- 4.0.4 A copy of the interview log used by the steering group to record the assessment process is provided in Appendix 5. The log has been edited to protect the identities of those people the Council has engaged with as part of the survey.

4.1 Demographic Profile of Population

- 4.1.1 Figure 4.1 below provides a breakdown of the ethnicity of each respondents. It shows that all respondents self-ascribed Roma.

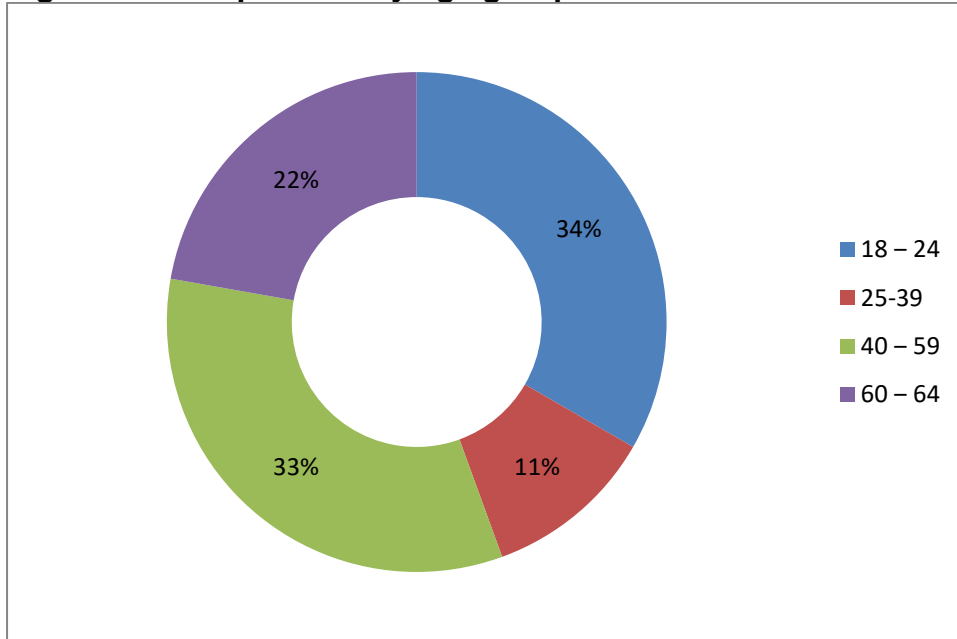
Figure 4.1: Respondent by Ethnicity



Source: Caerphilly CBC GTAA 2022

- 4.1.2 Figure 4.2 below provides a breakdown of the age group of all respondents. Age group was asked to protect the identities of the respondents. It shows a spread in ages ranging from 18 to 64, with the most populated age group being 18-24.

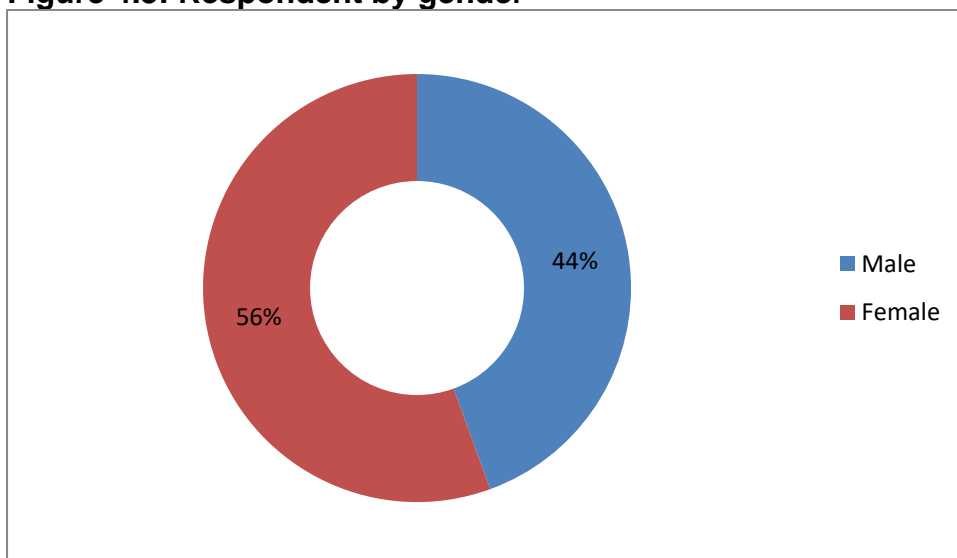
Figure 4.2: Respondent by age group



Source: Caerphilly CBC GTAA 2022

4.1.3 Figure 4.3 below provides a breakdown of the gender of each respondent. It shows that a slightly higher percentage of respondents were female.

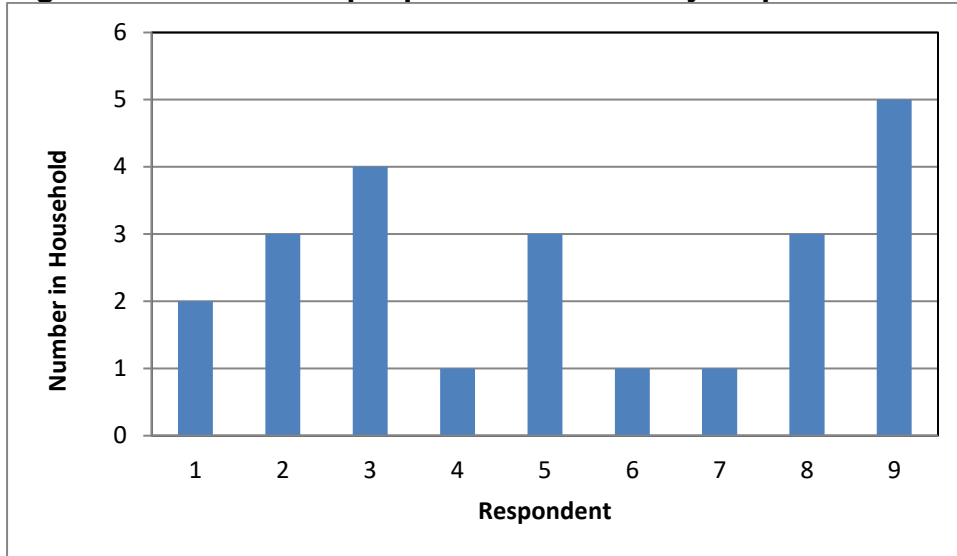
Figure 4.3: Respondent by gender



Source: Caerphilly CBC GTAA 2022

4.1.4 Figure 4.4 below provides a breakdown of the number of people residing with each respondent. It shows that household sizes ranged from 2 to 5 people.

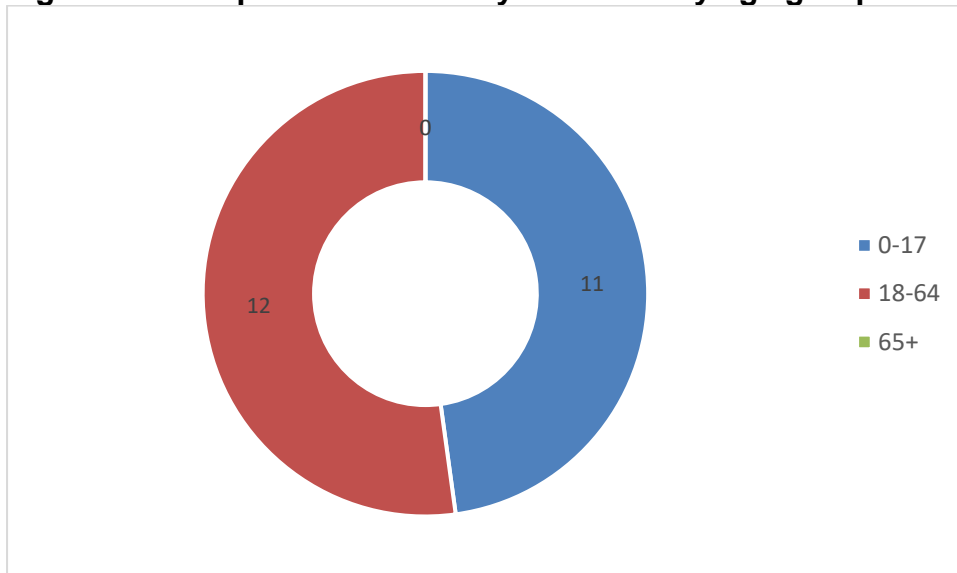
Figure 4.4: Number of people in household by respondent



Source: Caerphilly CBC GTAA 2022

4.1.5 Figure 4.5 below provides a breakdown of respondents and their family members by age group. It shows that the majority of people are aged over 18 (52.2%), albeit by a very small number. The percentage of people aged under 18 (47.8%) is very high when compared to the 2011 Census data provided at table 2.1 - Breakdown of resident by age group (Caerphilly county borough). When compared with this data, it shows that the percentage of people under 18 is more than double total resident population of the same age group (22.2%) and more than triple those identifying as Gypsy or Irish Traveller for the same age group (16.1%).

Figure 4.5: Respondents & family members by age group

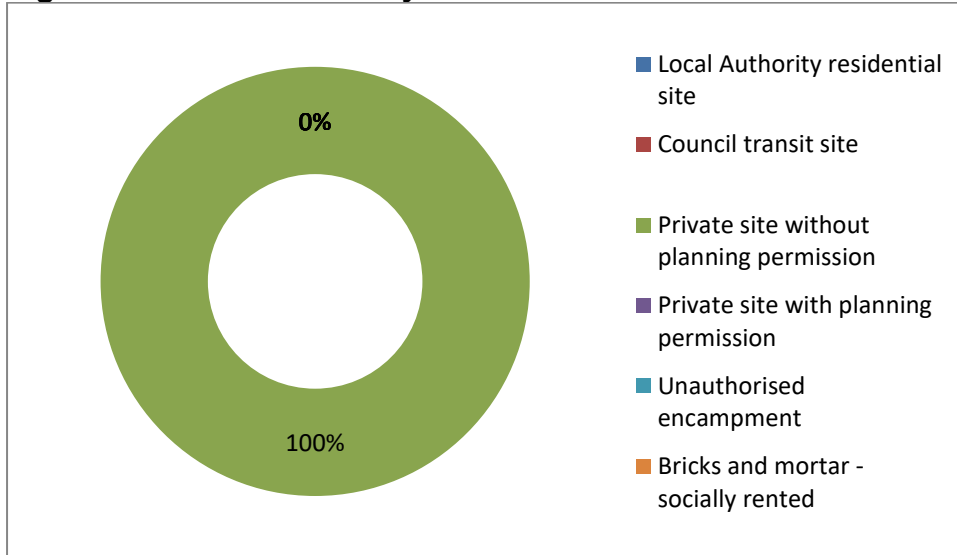


Source: Caerphilly CBC GTAA 2022

4.2 Suitability of Current Accommodation

4.2.1 Question A1 asked respondents where they live now. Figure 4.6 below provides a breakdown responses. It shows that all respondents we are living on private sites without planning permission or unauthorised developments, as defined by the Council.

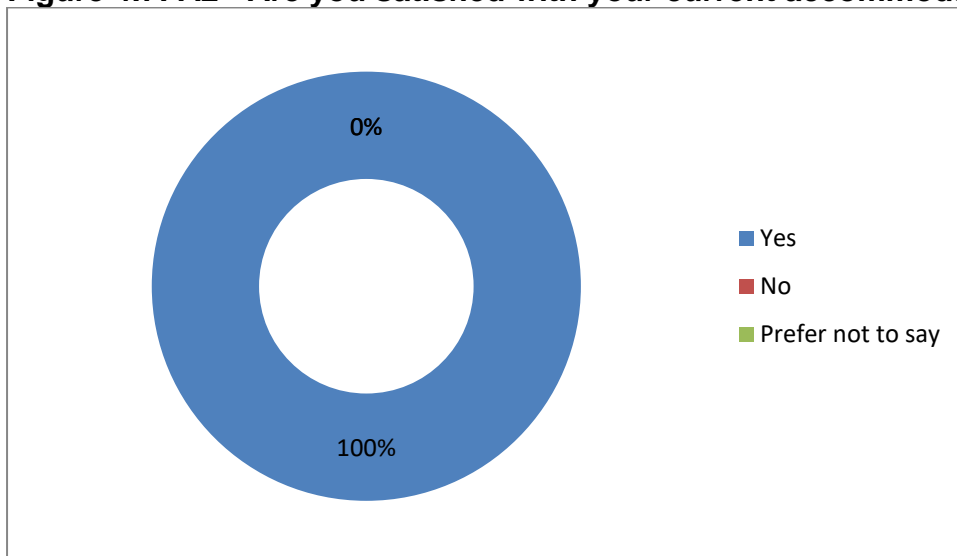
Figure 4.6: A1 - Where do you live now?



Source: Caerphilly CBC GTAA 2022

4.2.2 Question A2 asked respondents whether they were satisfied with their current accommodation. Figure 4.7 below provides a breakdown of the responses. It shows that all respondents were satisfied with their current accommodation.

Figure 4.7: A2 - Are you satisfied with your current accommodation?

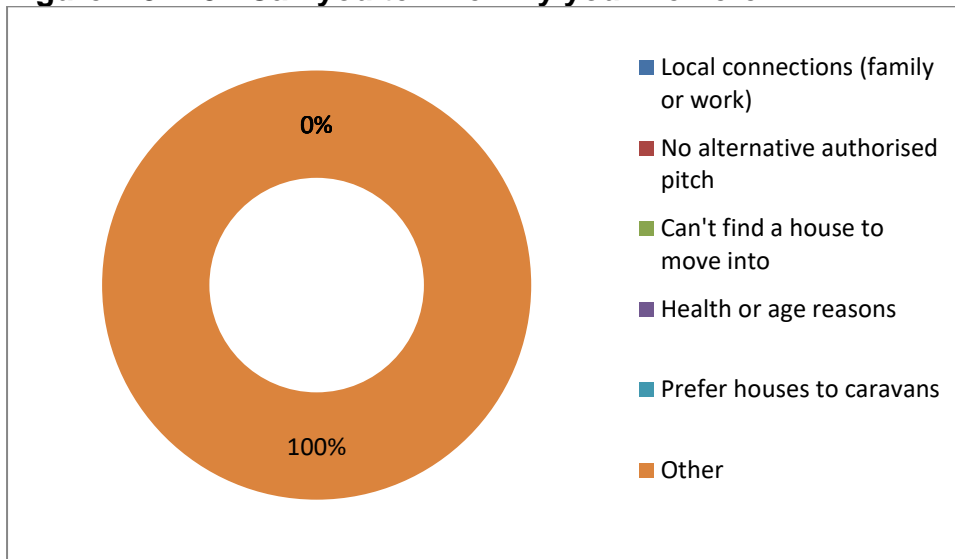


Source: Caerphilly CBC GTAA 2022

4.2.3 Question A3 asked applicants why they live here. Figure 4.8 below provides a breakdown of responses. It shows that all respondents stated live there because of another reason other than the standard responses provided.

Reasons included work purpose (no local connection) and being required to move from previous location.

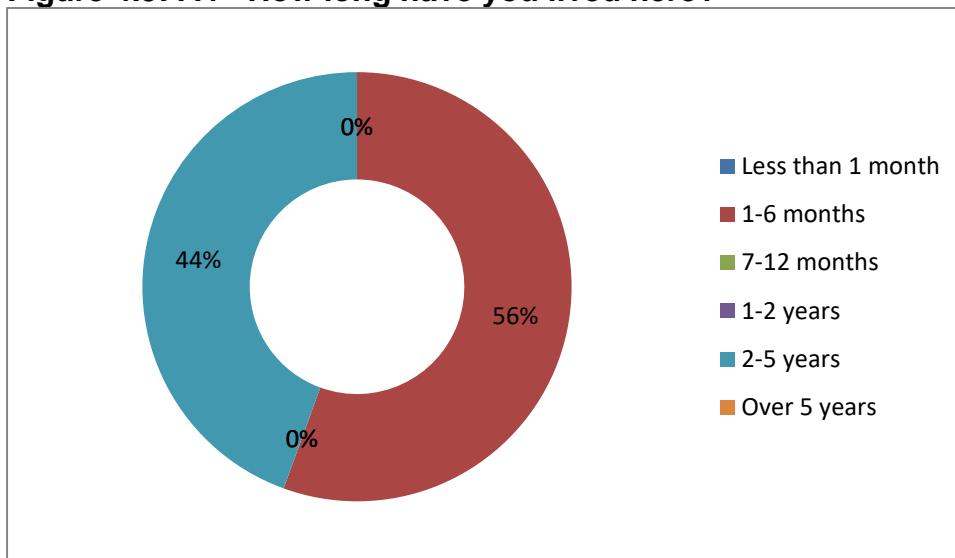
Figure 4.8: A3 - Can you tell me why you live here?



Source: Caerphilly CBC GTAA 2022

4.2.4 Question A4 asked respondents how long they had lived at their current location. Figure 4.9 below provides a breakdown of responses. It shows that the majority of respondents had lived at their current location less than 6 months, whereas the remainder had lived there for between 2-5 years.

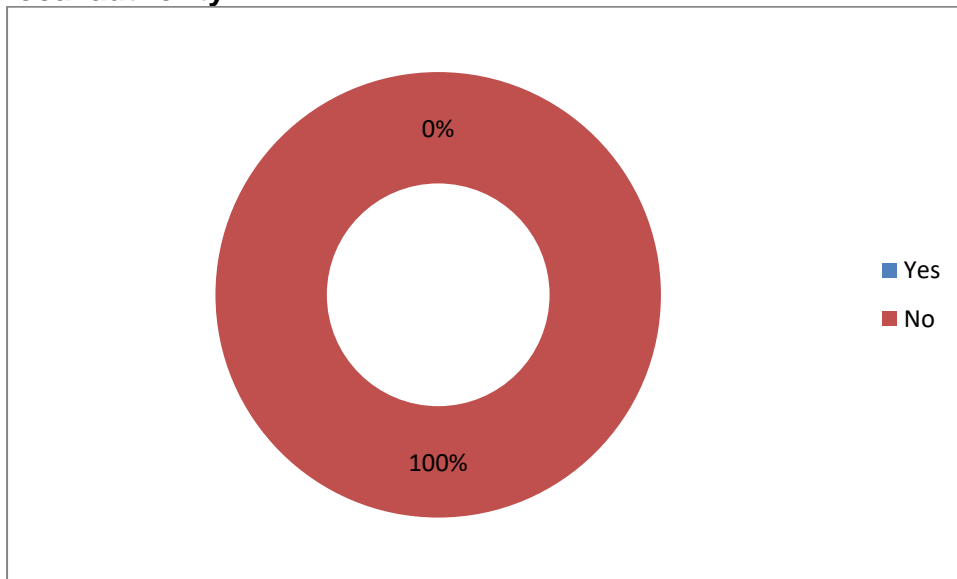
Figure 4.9: A4 - How long have you lived here?



Source: Caerphilly CBC GTAA 2022

4.2.5 Question A5 asked respondents that had moved within the last year (5 in total), was their last home in the county borough. Figure 4.10 below provides a breakdown of those responses. It shows that all respondents last home was not in the county borough.

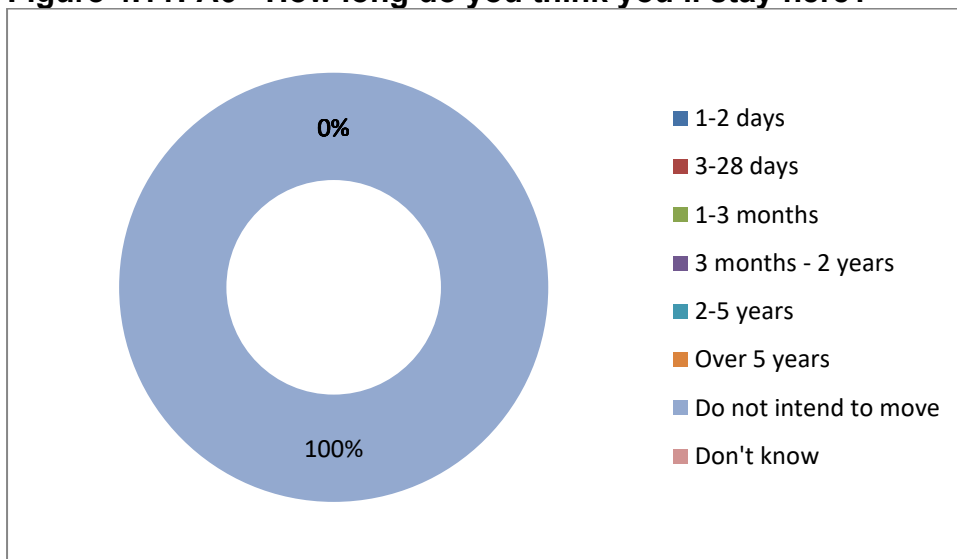
Figure 4.10: A5 - If you moved within the last year, was your last home in this local authority?



Source: Caerphilly CBC GTAA 2022

4.2.6 Question A6 asked respondents how long they think they would be likely to stay at their current location. Figure 4.11 below provides a breakdown of responses. It shows that all respondents did not expect to move.

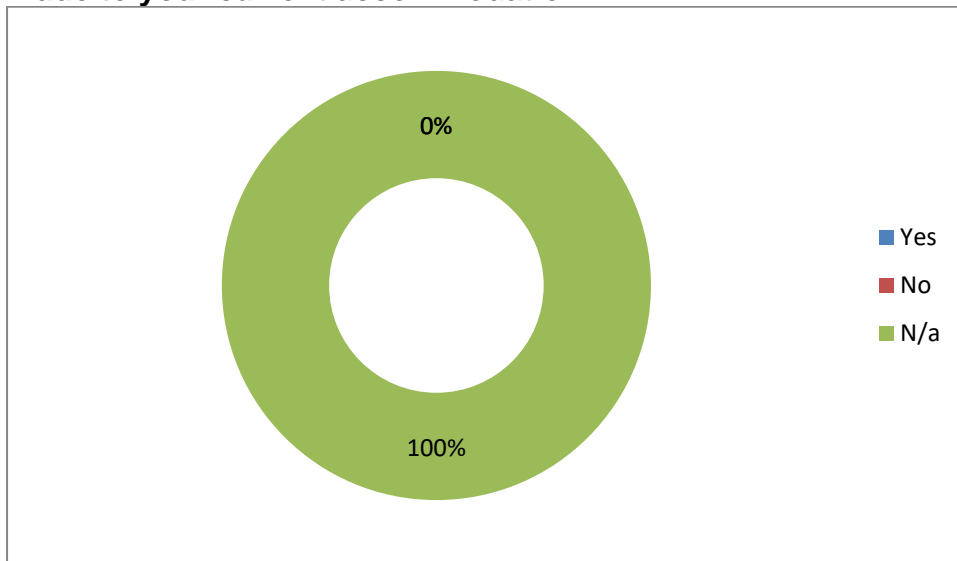
Figure 4.11: A6 - How long do you think you'll stay here?



Source: Caerphilly CBC GTAA 2022

4.2.7 Question A7 asked respondents would they stay longer if changes or improvements were made to their current accommodation. Given the respondents answer to the last question the answer to this question was not applicable. However, 5 of the 9 respondent did add that their remaining at their current location hinged on receiving planning approval.

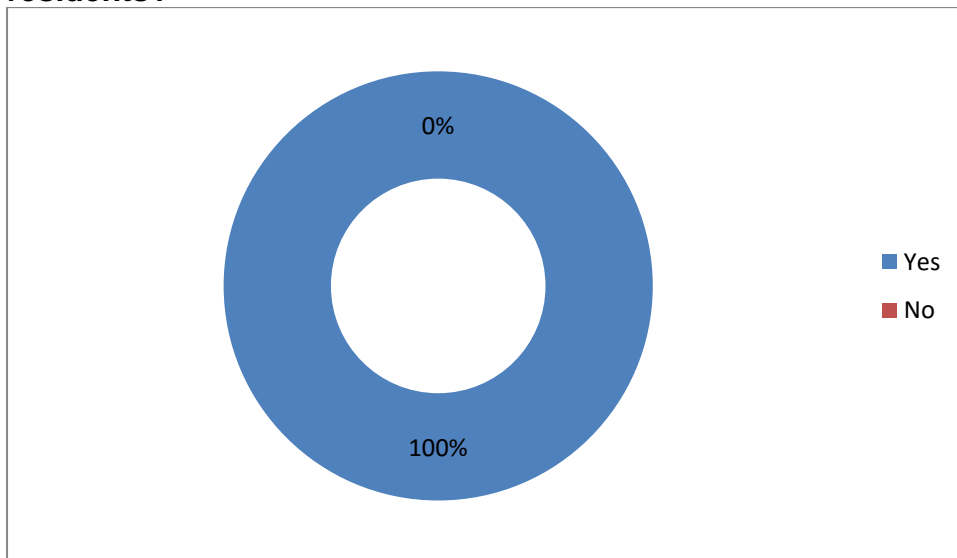
Figure 4.12: A7 - Would you stay longer if changes or improvements were made to your current accommodation?



Source: Caerphilly CBC GTAA 2022

4.2.8 Question B2 asked respondents living in caravans if there were enough sleeping areas for all residents. Figure 4.13 below provides a breakdown of responses. It shows that all respondents stated that there were enough sleeping areas for all residents.

Figure 4.13: B2 - If living in caravans, are there enough sleeping areas for all residents?



Source: Caerphilly CBC GTAA 2022

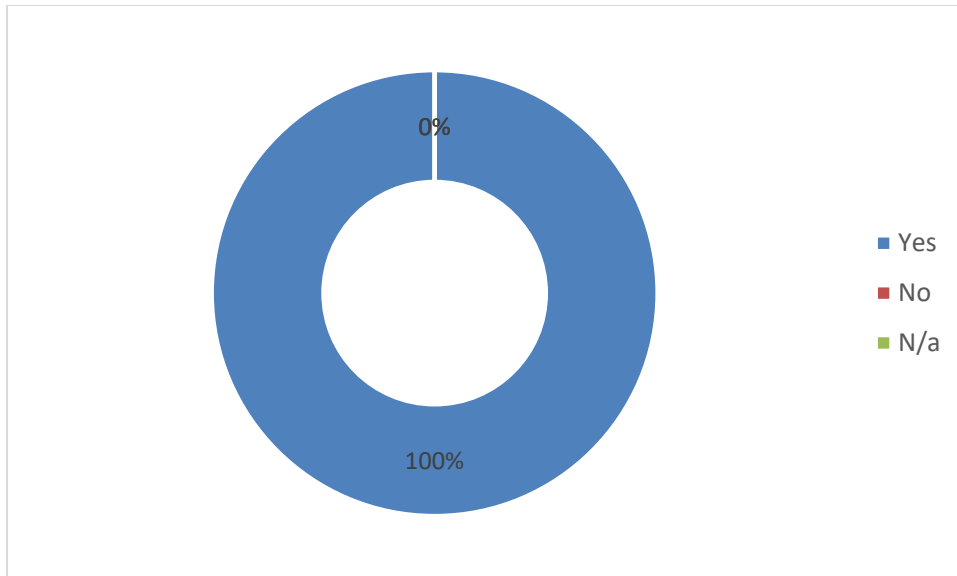
4.3 Accommodation Aspirations

4.3.1 The survey undertaken as part of this GTAA took into consideration both the needs and preferences of those who desire authorised pitches, either within the county borough or within another local authority area. The following paragraphs will summarise any emerging needs and preferences and whether

any aspirations were discounted for the purpose of the GTAA, including reasons.

4.3.2 Question B3 asked respondents if there was room in the pitch for additional trailers to prevent overcrowding. Table 4.14 provides a breakdown of responses. It shows that all respondents said there was room for additional growth.

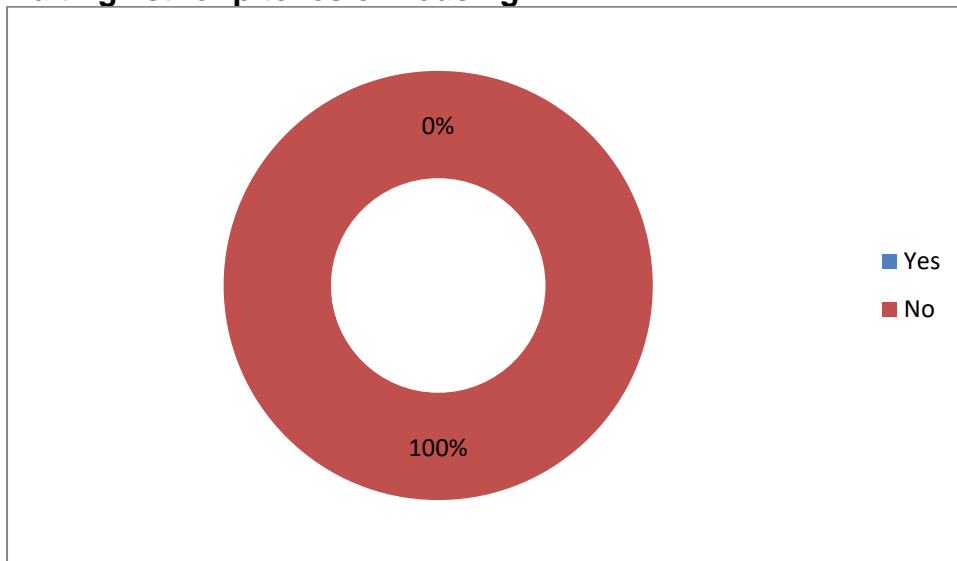
Figure 4.14: B3 - Is there room on the pitch for additional trailers to prevent overcrowding?



Source: Caerphilly CBC GTAA 2022

4.3.2 Question B4 asked respondents whether anyone in their family would like to join the local authority waiting list for pitches or housing. Figure 4.15 below provides a breakdown of responses. It shows that all respondents said they would not like to join the local authority waiting list for pitches or housing.

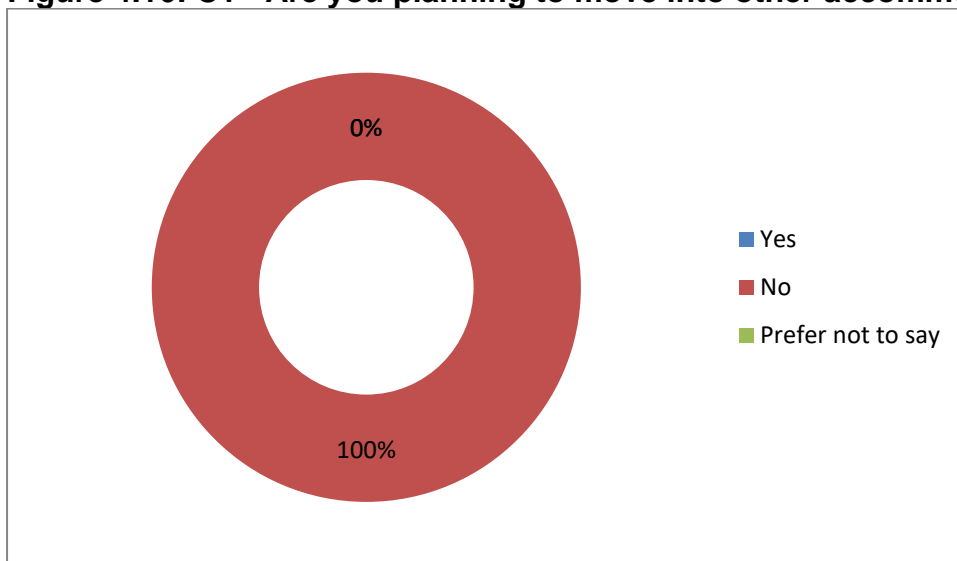
Figure 4.15: B4 - Would anyone in your family like to join the local authority waiting list for pitches or housing?



Source: Caerphilly CBC GTAA 2022

4.3.3 Question C1 asked respondents if they were planning to move into other accommodation. Figure 4.16 below provides a breakdown of responses. It shows no respondents were planning to move into other accommodation.

Figure 4.16: C1 - Are you planning to move into other accommodation?



Source: Caerphilly CBC GTAA 2022

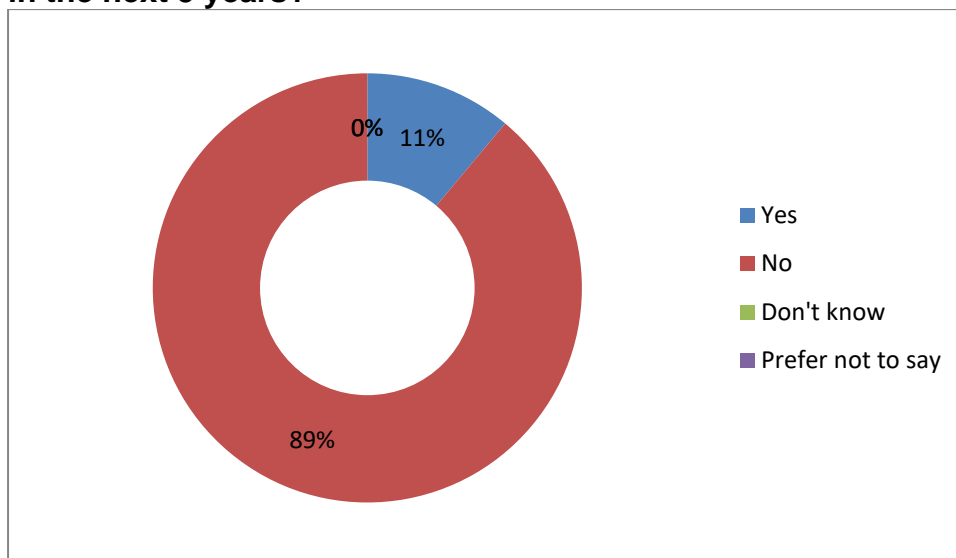
4.3.4 Given the responses received to question C1, there was no requirement to ask question C2-C7. These questions were, therefore, skipped.

4.4 Household Growth

4.4.1 Question D1 asked respondents if anyone in their household is likely to move into their own home in the next 5 years. Figure 4.17 below provides a breakdown of responses. It shows that 1 respondent stated 1 person from

their household would be likely to move into their own home in the next 5 years.

Figure 4.17: D1 - Is anyone in your household likely to move to their own home in the next 5 years?



Source: Caerphilly CBC GTAA 2022

4.4.2 Question D2 asked the respondent whether the location of the new home identified in D1 would be in the county borough. The respondent confirmed that the new home would be required in the county borough, at the same location their family is currently residing at.

4.4.3 Question D3 asked the respondent how many new households there will be and when will these be needed. They said 1 new household, on a private site, within the next 2-5 years.

4.4.4 Question D4 asked all respondents if they have any family members living outside of the county borough who camp here regularly. All respondents said that they have no family members living outside of the county borough who camp here regularly. This response corresponds with data maintained by the Council on unauthorised encampments.

4.4.5 Given the responses received to question D4, question D5 was not required to be asked.

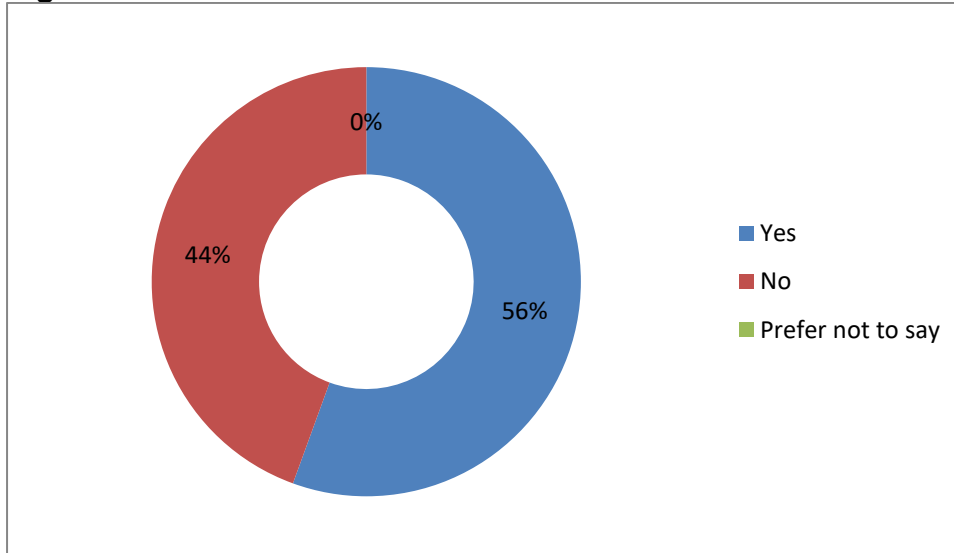
Section E – Transit Sites

4.4.6 Question E1 asked respondents if they had camped by the roadside / on an unauthorised encampment / on a transit site on Wales while travelling in the past year. All respondents stated that they had not.

4.4.7 On the basis of the responses to question E1, question E2 to E3 were not required to be asked and were skipped.

4.4.8 Question E5 asked respondents if they thought there was a need for more transit sites in Wales. Figure 4.18 below provides a breakdown of responses. 4 respondents stated that they felt there was a need for more transit sites in Wales, whereas 5 felt there wasn't.

Figure 4.18: E5 - Is there are need for more transit sites in Wales?



Source: Caerphilly CBC GTAA 2022

4.4.9 Question E6 asked respondents where they felt the transit sites needed to be provided. This question was only asked of those respondents that responded there was a need in question E5. Despite being probed for specific areas, all respondents said in every local authority area in Wales.

4.5 Conclusions

4.5.1 Evidence suggests that there is only a very small number of Gypsy Travellers currently living in the county borough. The 2011 Census identified only 31 people having self-ascribed as Gypsy or Irish Traveller. Although, this figure is likely to have increased since the undertaking of the 2011 Census.

4.5.2 There are only a relatively small number of private residential caravan sites in the county borough and no publicly owned sites. No members of the Gypsy Traveller community living in bricks and mortar asked to be interviewed as part of the GTAA.

4.5.3 There have been a relatively small number of unauthorised encampments within the county borough in the last 10 years. In the last three years the Council has received 3 planning applications from member of the Gypsy Traveller community.

4.5.4 No members of the Gypsy Traveller community have presented themselves to the Council as homeless or requested site provision via the Council's Common Housing Register.

- 4.5.5 The Council has never received notification from a local authority in the UK regarding Gypsy or Travellers living in their area that originally lived in the county borough, who would like to return here but cannot due to the lack of site provision.
- 4.5.6 The Council has received no indirect contact from members of the Gypsy Traveller community via national or regional representatives, other than for one family residing on one of the unauthorised developments.
- 4.5.7 In total 9 surveys were completed during the undertaking of the GTAA. The information provided from these surveys found that all respondents considered themselves to be suitably accommodated, despite not having planning permission to reside at their current location. Preference from the respondents is for private provision.
- 4.5.8 With the exception of those people living on unauthorised developments in the county borough, it may be logical to conclude, for the reasons set out in the summary above, that many members of the Gypsy Traveller community currently living in bricks and mortar housing consider themselves to be adequately housed and do not require any form of site provision.

Chapter Five – Assessing Accommodation Needs

5.0 Residential Unmet Need

5.0.1 Table 5.1 below provides a breakdown of the current residential supply in the county borough. It shows the total supply to be nil. The reason for this is because there are currently no authorised resident Gypsy or Traveller sites in the county borough, provided either by the Council or through private provision.

Table 5.1: Current residential supply

Current residential supply	Number of pitches
A. Occupied Local Authority pitches	0
B. Occupied authorised private pitches	0
Total	0

5.0.2 Table 5.2 below provides a breakdown of the residential supply planned in the county borough. It shows the total planned supply to be nil. The reason for this is because there are currently no Gypsy or Traveller sites located in the county borough and there are no sites planned with the prerequisite permissions. There are currently 3 unauthorised developments in the county borough that are awaiting the outcome of their planning applications.

Table 5.2: Planned residential supply

Planned residential supply	Number of pitches
C. Vacant Local Authority pitches and available vacant private pitches	0
D. Pitches expected to become vacant in near future (see note 1)	0
E. New Local Authority and private pitches with planning permission	0
Total	0

5.0.3 In the absence of survey information from the 3rd unauthorised development, information submitted as part of the planning application was used to estimate current residential demand and future household growth.

5.0.4 Table 5.3 below provides a breakdown of current residential demand. It shows a total demand of 11 pitches, which is the sum of demand from the 3 unauthorised developments situated in the county borough. Planning applications have been submitted on all three sites, which are at various stages of determination. Should planning permission be granted for all then the current residential demand would potentially reduce to nil.

Table 5.3: Current residential demand

Current residential demand	Pitch demand
F. unauthorised encampments	0
G. unauthorised development	11
H. overcrowded pitches (see note 2)	0
I. conventional housing (see note 3)	0
J. new households to arrive (see note 4)	0
Total	11

5.0.5 Table 5.4 below provides a breakdown of future household growth, with growth being estimated on the basis of the age of all residents (see Figure 4.5). Future household growth has been forecast to grow at 1.5% per annum, a figure we know is comparable with neighbouring local authorities and is commonly used by Opinion Research Services, a company that has carried out many local authority GTAA. Given that these families have recently settled at the site location it has been assumed that pitches will not turnover during this period. It shows a growth of one pitch within the next 5 years and 3 pitches in total over the period of the emerging LDP (up to 2035). This growth rate also accords with the findings of the survey, which indicates that one that one household was expected to form in the next 5 years (Figure 4.17).

Table 5.4: Future household growth

Current households	Future households (at year 5)	Future households (Plan period)
K. 11 (see note 7)	12 (see note 5)	14 (see note 6)
L. Additional household pitch need	1	3

5.0.6 Table 5.5 below provides a breakdown of future residential demand for pitches and any unmet need. It shows a current requirement of 11 pitches, increasing by 1 over the next 5 years to give a requirement of 12 pitches. Over the period of the LDP the requirement increases from 11 pitches to 14. This table is populated by taking information from tables 5.1 to 5.4.

Table 5.5: Unmet need

Unmet Need	Need arising	Need accommodated
M. Current residential demand	11	
N. Future residential demand (5 year)	1	
O. Future residential demand (plan period)	3	
P. Planned residential supply		0
Q. Unmet need (5 year)	12 pitches	
R. Unmet need (Plan period)	14 pitches	

Welsh Government Explanatory notes

1. Where applicable, identified through an analysis of pitch turnover data.

2. Overcrowding – e.g. where family numbers have grown to the extent that there is now insufficient space for the family within its mobile home accommodation and insufficient space on the pitch or site for a further mobile home.
3. Where identified in the survey. To include those with a cultural aversion to conventional housing, those experiencing overcrowding, and those who have reached adulthood and want to live on a site.
4. Where identified in the survey through waiting list, caravan count or partnership working with local authorities in the region.
5. Local growth rate should be based on details identified in the local survey – 1 new household to form in the next 5 years.
6. Current residential supply + current residential demand – pitches expecting to become vacant.
7. Occupied authorised pitches plus the current residential demand, minus the expected vacancies from authorised pitches.

5.1 Transit Site Provision

- 5.1.1 The following paragraphs will provide analysis of information held by the Council on instances of unauthorised encampments taking place in the borough.
- 5.1.2 An analysis of the unauthorised encampments that have occurred over the last 5 years in the county borough is provided in section 2.3. The analysis shows that the majority of these encampments result from people simply passing through the county borough and generally lasting less than one week.
- 5.1.3 The national biannual caravan count records instances of unauthorised encampments occurring in the county borough on date prescribed by Welsh Government. Analysis of this data showed no instances of unauthorised encampments were ever identified when the count was undertaken (see Chapter 2.2).
- 5.1.4 Guidance was given to the Environmental Health team on the GTAA process and the need to carry out surveys at all unauthorised encampments. However, no instances of unauthorised encampments in the county borough occurred during the undertaking of this GTAA.
- 5.1.5 Following the completion of the 2015 GTAA the Council gave an undertaking to Welsh Government to consider adding criteria to the managing of unauthorised encampments protocol to facilitate, where required, the use of temporary stopping places. This criteria have yet to be utilised given the infrequency and nature of the unauthorised encampments that have occurred in the county borough in the last 5 years.
- 5.1.6 With the exception of Torfaen council there is currently no Gypsy or Traveller transit provision in Wales.
- 5.1.7 SE Wales local authorities met in 2021 to discuss the requirement for transit provision in the region. Agreement was reached to commission consultants to

carry out some research into the requirement for regional transit provision and a brief has been prepared. No timetable has been established for the conclusion of this work, other than the necessity for it to be concluded to feed into each local authorities' Local Development Plan.

5.2 Need for Travelling Showpeople Plots

- 5.2.1 The 2016 GTAA revealed no requirement for provision for Travelling Showpeople.
- 5.2.2 No provision for Showpeople was made in the adopted Local Development Plan.
- 5.2.3 There are no formal sites in the county borough designated for use solely by Travelling Showpeople.
- 5.2.4 The Showmen's Guild of Great Britain was provided with a copy of the poster provided in Appendix 2 and asked to disseminate amongst their service users.
- 5.2.5 No Travelling Showpeople were surveyed as part of the GTAA. All respondents to the survey identified themselves as Romany – see Figure 4.1.

Chapter Six – Conclusions, Recommendations & Next Steps

6.1 This final chapter draws conclusions from the qualitative and quantitative information considered in chapters 2-5. It then makes a series of recommendations and outlines any next steps.

6.0 Conclusions & Recommendations

6.0.1 The undertaking of the GTAA has been complicated by a number of factors, which have been outlined in preceding chapters. The assumptions made in this GTAA are based on a very low sample size, despite the best endeavours of the Council to engage with members of the Gypsy Traveller community.

6.0.2 Tables 5.1-5.5 in Chapter 5 show that there is a small requirement for permanent site provision within the county borough. This requirements emanates from families currently occupying 3 unauthorised developments located in the county borough. A planning application has been submitted for each site to regularise occupation. If each of these applications are approved either by planning committee or allowed at appeal, then this would address the existing accommodation needs of the occupants. If the applications are subsequently refused and enforcement action taken then there may be a need to identify an alternative site or sites depending on whether the applicants wish to remain in the county borough.

6.0.3 The needs calculation has identified a need for 3 additional pitches. One of these pitches will be required from a new household forming in the next 5 years, as identified from the household survey. This household could potentially be accommodated on the existing site, subject to planning approval. Future pitch requirements are projected by applying growth rates to the existing need figures from the period 2026-2035. Whilst the projections towards the end of the plan period are inherently more uncertain, it is considered that these additional households could potentially be accommodated within or on land adjoining the existing sites if required, subject to planning permission.

6.0.4 Section 5.1 provides an analysis of unauthorised encampments in the county borough. The analysis shows there is no requirement for transit provision in the county borough. A piece of work is due to be commissioned by the SE Wales local authorities to consider the future need for regional transit provision, which could be utilised by any of the local authorities in the region.

6.0.5 Although, there is insufficient evidence to support the provision of a transit site within the county borough the Council will, however, keep this decision under close review. It will look to supplement the current evidence base by proactively attempting to carry out accommodation needs surveys on all unauthorised encampments that take place in the county borough in the future, using Welsh Government's universal questionnaire.

- 6.0.6 Should any unexpected planning application for a permanent or transit site be submitted in the future, this can be addressed through the existing planning policies. The emerging 2nd Replacement Local Development Plan will continue to include a criteria-based policy to address any applications for Gypsy and Traveller sites.
- 6.0.7 The Council remains supportive of Welsh Government leading on the development of an all-Wales network of transit provision, something which was discussed when the 2015 GTAA was being undertaken. Such an initiative could potentially address the lack of current provision throughout Wales and reduce the number of unauthorised encampments.
- 6.0.8 Section 5.2 showed there to be no identified need for plots for Travelling Showpeople.

6.1 Next Steps

To ensure that the Council continues to comply with the requirements of Housing (Wales) Act 2014 and the Equality Act 2010 the following steps will be undertaken:

1. Present the findings of the GTAA to Cabinet;
2. Submit the GTAA report to Welsh Government for approval;
3. Upload a copy of the Welsh Government approved GTAA report onto the Council's website and review current website content;
4. Monitor the progress of each planning application for the 3 unauthorised developments;
5. Ensure that all instances of unauthorised encampment in the county borough are swiftly entered onto Welsh Government's online caravan count system;
6. Continue to monitor the on-going accommodation requirements of members of the Gypsy Traveller community through biannual meetings of the accommodation working group;
7. Use the findings from the GTAA to inform the production of the 2nd Replacement Local Development Plan;
8. Carry out an amendment to the Common Housing Register to facilitate the effective collection of data on the accommodation requirements of member of the Gypsy and Traveller community;
9. Continue to actively participate in the All-Wales Gypsy & Traveller Accommodation Forum;
10. Continue to actively participate in the SE Wales project looking at the future needs for regional transit provision.

Appendix 1: Definition of Key Terms

The table below provides a list of key terms used in this document:

Gypsies and Travellers	<p>(a) Persons of a nomadic habit of life, whatever their race or origin, including:</p> <p>(1) Persons who, on grounds only of their own or their family's or dependant's educational or health needs or old age, have ceased to travel temporarily or permanently, and</p> <p>(2) Members of an organized group of travelling show people or circus people (whether or not travelling together as such); and</p> <p>(b) All other persons with a cultural tradition of nomadism or of living in a mobile home.</p> <p>Source: Section 108, Housing (Wales) Act 2014</p>
Residential site	<p>A permanent residential site can be privately owned or owned by the Local Authority. This site will be designated for use as a Gypsy and Traveller site indefinitely. Residents on these sites can expect to occupy their pitches for as long as they abide by the terms of their pitch agreements, under the Mobile Homes (Wales) Act 2013. Working space may also be provided on, or near, sites for activities carried out by community members.</p>
Temporary residential site	<p>These sites are residential sites which only have planning permission or a site licence for a limited period. Residents on these sites can expect to occupy their pitches for the duration of the planning permission or site licence (or as long as they abide by the terms of their pitch agreements, under the Mobile Homes (Wales) Act 2013 – whichever is sooner).</p>
Transit site	<p>Transit sites are permanent facilities designed for temporary use by occupiers. These sites must be designated as such and provide a route for Gypsies and Travellers to maintain a nomadic way of life. Individual occupiers are permitted to reside on the site for a maximum of 3 months at a time.</p> <p>Specific terms under the Mobile Homes (Wales) Act 2013 apply on these sites. Working space may also be provided on, or near, sites for activities carried out by community members.</p>
Residential pitch	<p>Land on a mobile home site where occupiers are entitled to station their mobile homes indefinitely (unless stated in their pitch agreement). Typically includes an amenity block, space for a static caravan and touring caravan and parking.</p>
Transit pitch	<p>Land on a mobile home site where occupiers are entitled to station their mobile homes for a maximum of 3 months. Transit pitches can exist on permanent residential sites; however, this is not recommended.</p>

DRAFT 2022-2027 GYPSY TRAVELLER ACCOMMODATION ASSESSMENT

Unauthorised encampment	Land occupied without the permission of the owner or without the correct land use planning permission. Encampments may be tolerated by the Local Authority, whilst alternative sites are developed.
Unauthorised development	Land occupied by the owner without the necessary land use planning permission.
Current residential supply	The number of authorised pitches which are available and occupied within the Local Authority or partnership area. This includes pitches on Local Authority or private sites.
Current residential demand	Those with a need for authorised pitches for a range of reasons, including: <ul style="list-style-type: none"> • an inability to secure an authorised pitch leading to occupation of unauthorised encampments; • an inability to secure correct planning permission for an unauthorised development; • households living in overcrowded conditions and want a pitch; • households in conventional housing demonstrating cultural aversion; • new households expected to arrive from elsewhere.
Future residential demand	The expected level of new household formation which will generate additional demand within the 5-year period of the accommodation assessment and longer LDP period.
Overall residential pitch need	The ultimate calculation of unmet accommodation needs which must be identified through the Gypsy and Traveller accommodation assessment process. This figure can be found by adding the immediate residential need to the future residential demand. The overall residential need will capture the needs across the 5-year period within which the accommodation assessment is considered to be robust.
Planned residential pitch supply	The number of authorised pitches which are vacant and available to rent on Local Authority or private sites. It also includes pitches which will be vacated in the near future by households moving to conventional housing or in other circumstances. Additional pitches which are due to open or private sites likely to achieve planning permission shortly should be included as planned residential supply.
Household	In this guidance this refers to individuals from the same family who live together on a single pitch / house / encampment.
Concealed or 'doubled-up' household	This refers to households which are unable to achieve their own authorised accommodation and are instead living within authorised accommodation (houses or pitches) assigned to another household. This may include adult children who have been unable to move home or different households occupying a single pitch.

DRAFT 2022-2027 GYPSY TRAVELLER ACCOMMODATION ASSESSMENT

Household growth	In this guidance household growth is defined by the number of new households arising from households which are already accommodated in the area.
Temporary Stopping Place	Also known as a 'stopping place', 'Atchin Tan', or 'green lane', amongst other names. These are intended to be short-term in nature to assist Local Authorities where a need for pitches is accepted, however, none are currently available. Pro-actively identified temporary stopping places can be used to relocate inappropriately located encampments, whilst alternative sites are progressed. Temporary stopping places must make provision for waste disposal, water supply and sanitation at a minimum.

Appendix 2: Survey Poster

Bilingual Poster

2021 Gypsy & Traveller Survey:
Your Future, Your Say

The Housing (Wales) Act 2014 means that Councils must assess and make provision for the accommodation needs of Gypsies & Travellers in their area.

The Council would like to speak with all Gypsies & Travellers living in the borough to find out whether your family requires a residential pitch or a yard.

2021 Arolwg Sipsiwn a Theithwyr:
Eich Dyfodol, Eich Barn

Mae deddf newydd o'r enw Deddf Tai (Cymru) 2014 yn golygu fod rhaid i Gyngorau asesu a gwneud darpariaeth ar gyfer anghenion llety Sipsiwn a Theithwyr yn eu hardal.

Hoffai'r Cyngor siarad â'r holl Sipsiwn a'r Teithwyr sy'n byw yn y fwrdeistref i ddarganfod os oes angen llain breswyl neu iard ar eich teulu.

To speak with the Council, please telephone 01443 811380, email: stratanddevelop@caerphilly.gov.uk or visit one of its main buildings.

I siarad â'r Cyngor, ffoniwch 01443 811380, e-bostiwch: stratanddevelop@caerphilly.gov.uk neu ewch i un o'r prif adeiladau.

Appendix 3: Survey Flyer

English Version Poster



2021 Gypsy & Traveller Survey: Your Future, Your Say

The Housing (Wales) Act 2014 means that Councils must assess and make provision for the accommodation needs of Gypsies & Travellers in their area.

The Council would like to speak with all Gypsies and Travellers living in the borough to find out whether your family requires a residential pitch or a yard.



To speak with the Council, please telephone **01443 811380, email: stratanddevelop@caerphilly.gov.uk or visit one of its main buildings.**

16592

Welsh Version Poster



2021 Arolwg Sipsiwn a Theithwyr: Eich Dyfodol, Eich Barn

Mae deddf newydd o'r enw Deddf Tai (Cymru) 2014 yn golygu fod rhaid i Gyngorau asesu a gwneud darpariaeth ar gyfer anghenion llety Sipsiwn a Theithwyr yn eu hardal.

Hoffai'r Cyngor siarad â'r holl Sipsiwn a'r Teithwyr sy'n byw yn y fwrdeistref i ddarganfod os oes angen llain breswyl neu iard ar eich teulu.



I siarad â'r Cyngor, ffoniwch **01443 811380, e-bostiwch: stratanddevelop@caerphilly.gov.uk neu ewch i un o'r prif adeiladau.**

Appendix 4: A List of Organisations Consulted

Below is a list, in no particular order, of the main organisations or groups that the Council has communicated with as part of the undertaking of the GTAA:

Gypsies & Travellers Wales

Travelling Ahead (at Save the Children Cymru)

The Unity Project

Romani Cultural and Arts Company

The Bridges Project

The Showmen's Guild of Great Britain

The Travellers School Charity

One Voice for Travellers

The Traveller Movement

Friends, Families and Travellers

The National Federation of Gypsy Liaison Groups

The Gypsy Council (for Education, Culture, Welfare and Civil Rights)

Roma Support Group

Travellers Times

Gwent Police

Welsh Government

DRAFT 2022-2027 GYPSY TRAVELLER ACCOMMODATION ASSESSMENT

Appendix 5: Interview Log

Address	Type of tenure	Date of visit	Engagement techniques used	Resident at home?	Interview attempts			Questionnaire completed or refusal?	Reasons for refusal?
Caravan Park A	Private renting	15/07/2021	Two members of the project team visited the caravan park. The primary purpose of the visit was to raise awareness of the GTAA project and answer any questions. It was not at this stage the intention to undertake a survey. We knew from the previous assessment that members of the Gypsy Traveller community resided at this site. Where the resident was at home, basis information was provided and a flyer was handed out. Where the resident was not at home, a flyer was posted through their letterbox. Surveys would only be undertaken following a request from residents.	N/a	N/a	N/a	N/a	N/a	Interviews were only undertaken following a request from a resident. No requests for interview were received at this location.
Caravan Park B	Private renting	15/07/2021	Two members of the project team visited the caravan park. The primary purpose of the visit was to raise awareness of the GTAA project and answer any questions. It was not at this stage the intention to undertake a survey. We knew from the previous assessment that members of the Gypsy Traveller community resided at this site. Where the resident was at home, basis information was provided and a flyer was handed out. Where the resident was not at home, a flyer was posted through their letterbox. Surveys would only be undertaken following a request from residents.	N/a	N/a	N/a	N/a	N/a	Interviews were only undertaken following a request from a resident. No requests for interview were received at this location.
Caravan Park C	Private ownership	15/07/2021	Two members of the project team visited the caravan park. The primary purpose of the visit was to raise awareness of the GTAA project and answer any questions. It was not at this stage the intention to undertake a survey. We knew from the previous assessment that members of the Gypsy Traveller community resided at this site. Where the resident was at home, basis information was provided and a flyer was handed out. Where the resident was not at home, a flyer was posted through their letterbox. Surveys would only be undertaken following a request from residents.	N/a	N/a	N/a	N/a	N/a	Interviews were only undertaken following a request from a resident. No requests for interview were received at this location.
Site A	Unauthorised development	15/07/2021	Two member of the project team visited the unauthorised development to speak with the residents. The primary purpose of the visit was to raise awareness about the GTAA process. Due to Covid-19 protocols in place at the time of this visit it was not possible to carry out face-to-face interviews. Where the resident indicated they were willing to complete an interview arrangements were made to visit the site at a later date.	Yes	15/09/2021			Completed	N/a
Site B	Unauthorised development	15/07/2021	Two member of the project team visited the unauthorised development to speak with the residents. The primary purpose of the visit was to raise awareness about the GTAA process. Due to Covid-19 protocols in place at the time of this visit it was not possible to carry out face-to-face interviews. Where the resident indicated they were willing to complete an interview arrangements were made to visit the site at a later date.	Yes	11/10/2021			Completed	N/a
Site C	Unauthorised development	15/07/2021	Two member of the project team visited the unauthorised development to speak with the residents. The primary purpose of the visit was to raise awareness about the GTAA process. Due to Covid-19 protocols in place at the time of this visit it was not possible to carry out face-to-face interviews. Where the resident indicated they were willing to complete an interview arrangements were made to visit the site at a later date.	Yes	15/09/2021	11/10/2021	11/11/2021	Refused	The residents at this site initially agreed to complete an interview but subsequently changed their minds. No specific reason was provided for this change.

DRAFT 2022-2027 GYPSY TRAVELLER ACCOMMODATION ASSESSMENT

Appendix 6: 2011 Census Data Regional Analysis

Variable	Caerphilly		Bridgend		Vale of Glamorgan		Cardiff		Rhondda Cynon Taff		Blaenau Gwent		Torfaen		Monmouthshire		Newport			
	All residents		Gypsy/Irish travellers		Gypsy/Irish travellers		Gypsy/Irish travellers		Gypsy/Irish travellers		Gypsy/Irish travellers		Gypsy/Irish travellers		Gypsy/Irish travellers		Gypsy/Irish travellers			
	Number	%	Number	%	Number	%	Number	%	Number	%	Number	%	Number	%	Number	%	Number	%		
All usual residents	178,806		31		63		21		521		53		72		155		6		84	
Aged 0-17 years	39,691	22.20	5	16.13	15	23.81	5	23.81	246	47.20	13	24.53	28	38.89	80	51.61	0	0.00	31	36.90
Aged 18-39 years	48,800	27.29	8	25.81	26	41.27	13	61.90	167	32.05	27	50.94	25	34.72	30	19.35	4	66.67	30	35.71
Aged 40-64 years	60,750	33.98	18	58.06	21	33.33	3	14.29	92	17.66	11	20.75	12	16.67	36	23.23	2	33.33	18	21.43
Aged 65 years and over	29,565	16.53	0	0.00	1	1.59	0	0.00	16	3.07	2	3.77	7	9.72	9	5.81	0	0.00	5	5.95
Male usual residents	87,701		16		37		14		253		28		35		70		4		42	
Males aged 0-17 years	20,338	23.19	2	12.50	7	18.92	2	14.29	128	50.59	2	7.14	16	45.71	49	70.00	0	0.00	14	33.33
Males aged 18-39 years	24,062	27.44	2	12.50	17	45.95	10	71.42	87	34.39	19	67.86	10	28.57	4	5.71	3	75.00	17	40.48
Males aged 40-64 years	30,060	34.27	12	75.00	12	32.43	2	14.29	32	12.65	6	21.43	6	17.14	13	18.57	1	25.00	8	19.05
Males aged 65 years and over	13,241	15.10	0	0.00	1	2.70	0	0.00	6	2.37	1	3.57	3	2.86	4	5.71	0	0.00	3	7.14
Female usual residents	91,105		15		26		7		268		25		37		85		2		42	
Females aged 0-17 years	19,353	21.24	3	20.00	8	30.77	3	42.86	118	44.03	11	44.00	12	32.43	31	36.47	0	0.00	17	40.48
Females aged 18-39 years	24,738	27.15	6	40.00	9	34.61	3	42.86	80	29.85	8	32.00	15	40.54	26	30.59	1	50.00	13	30.95
Females aged 40-64 years	30,690	33.69	6	40.00	9	34.61	1	14.28	60	22.39	5	20.00	6	16.22	23	27.06	1	50.00	10	23.81
Females aged 65 years and over	16,324	17.92	0	0.00	0	0.00	0	0.00	10	3.73	1	4.00	4	10.81	5	5.98	0	0.00	2	4.76
All usual residents aged 16+	143,825		26		49		16		308		41		44		81		6		56	
Economically active residents aged 16+	85,212	59.25	8	30.77	32	65.31	3	18.75	87	28.25	27	65.85	14	31.82	16	19.75	4	66.67	27	48.21
% of economically active residents aged 16+ who are:																				
Employed part-time	17,378	12.08	1	3.85	8	16.33	1	6.25	12	3.90	7	17.07	2	4.55	4	4.94	1	16.67	6	10.71
Employed full-time	50,275	34.96	5	19.23	7	14.29	1	6.25	30	9.74	9	21.94	6	13.63	4	4.94	2	33.33	6	10.71
Self employed	7,966	5.54	2	7.69	4	8.16	1	6.25	14	4.55	5	12.20	2	4.55	3	3.70	0	0.00	8	14.29
Full-time students	2,852	1.98	0	0.00	2	4.08	0	0.00	9	2.91	3	7.32	0	0.00	0	0.00	1	16.67	2	3.57
Unemployed	6,741	4.69	0	0.00	11	22.45	0	0.00	22	7.14	3	7.32	4	9.09	5	6.17	0	0.00	5	8.93
Economically inactive residents aged 16+	58,613	40.75	18	69.23	17	34.69	13	81.25	221	71.75	14	34.15	30	68.18	65	80.25	2	33.33	29	51.79
% of economically inactive residents aged 16+ who are:																				
Retired	32,775	22.79	1	3.85	1	2.04	1	6.25	13	4.23	0	0.00	6	13.64	10	12.35	0	0.00	5	8.93
Students	5,901	4.10	0	0.00	1	2.04	6	37.50	26	8.44	1	2.44	0	0.00	5	6.17	0	0.00	5	8.93
Looking after home or family	5,681	3.95	4	15.38	4	8.16	2	12.50	61	19.80	1	2.44	11	25.00	30	37.04	1	16.67	5	8.93
Long term sick or disabled	11,130	17.74	11	42.31	1	2.04	3	18.75	71	23.05	7	17.07	6	13.64	13	16.05	0	0.00	12	21.42
Other	3,126	2.17	2	7.69	10	20.41	1	6.25	50	16.23	5	12.20	7	15.90	7	8.64	1	16.67	2	3.58
Male usual residents aged 16+	69,692		14		31		12		144		26		19		24		4		31	
Economically active males aged 16+	45,302	65.00	6	42.86	21	67.74	3	25.00	46	31.94	16	61.54	9	47.37	8	33.33	3	75.00	16	51.61
% of economically active males aged 16+ who are:																				
Employed part-time	3,604	5.17	0	0.00	5	16.13	1	8.33	2	1.39	2	7.69	0	0.00	1	4.17	0	0.00	2	6.45
Employed full-time	30,313	43.50	4	28.57	5	16.13	1	8.33	22	15.28	6	23.08	4	21.05	2	8.33	2	50.00	1	3.22
Self employed	6,002	8.61	2	14.29	2	6.45	1	8.33	13	9.02	5	19.23	2	10.53	3	12.50	0	0.00	8	25.81
Full-time students	1,115	1.60	0	0.00	2	6.45	0	0.00	1	0.69	2	7.69	0	0.00	0	0.00	1	25.00	0	0.00
Unemployed	4,268	6.12	0	0.00	7	22.58	0	0.00	8	5.56	1	3.85	3	15.79	2	8.33	0	0.00	5	16.13
Economically inactive males aged 16+	24,390	35.00	8	57.14	10	32.26	9	75.00	98	68.06	10	38.46	10	52.63	16	66.67	1	25.00	15	48.38
% of economically inactive males aged 16+ who are:																				
Retired	13,863	19.89	1	7.14	1	3.23	1	8.33	7	4.86	0	0.00	3	15.79	2	8.33	0	0.00	3	9.68
Students	2,819	4.04	0	0.00	0	0.00	4	33.34	20	13.89	1	3.85	0	0.00	3	12.50	0	0.00	3	9.68
Looking after home or family	779	1.12	1	7.14	1	3.23	0	0.00	9	6.25	0	0.00	1	5.26	0	0.00	0	0.00	1	3.23
Long term sick or disabled	5,650	8.11	6	42.86	1	3.23	3	25.00	33	22.92	5	19.23	4	21.05	7	29.17	0	0.00	7	22.58
Other	1,279	1.84	0	0.00	7	22.57	1	8.33	29	20.14	4	15.38	2	10.53	4	16.67	1	25.00	1	3.23

DRAFT 2022-2027 GYPSY TRAVELLER ACCOMMODATION ASSESSMENT

Variable	Caerphilly		Bridgend		Vale of Glamorgan		Cardiff		Rhondda Cynon Taff		Blaenau Gwent		Torfaen		Monmouthshire		Newport			
	All residents		Gypsy/Irish travellers		Gypsy/Irish travellers		Gypsy/Irish travellers		Gypsy/Irish travellers		Gypsy/Irish travellers		Gypsy/Irish travellers		Gypsy/Irish travellers		Gypsy/Irish travellers			
	Number	%	Number	%	Number	%	Number	%	Number	%	Number	%	Number	%	Number	%	Number	%		
Female usual residents aged 16+	74,133		12		18		4		164		15		25		57		2		25	
Economically active females aged 16+	39,910	53.84	2	16.67	11	61.11	0	0.00	41	25.00	11	73.33	5	20.00	8	14.04	1	50.00	11	44
% of economically active females aged 16+ who are:																				
Employed part-time	13,774	18.58	1	8.33	3	16.67	0	0.00	10	6.10	5	33.33	2	8.00	3	5.26	1	50.00	4	16.00
Employed full-time	19,962	26.93	1	8.33	2	11.11	0	0.00	8	4.88	3	20.00	0	8.00	2	3.52	0	0.00	5	20.00
Self employed	1,964	2.65	0	0.00	2	11.11	0	0.00	1	0.61	0	0.00	0	0.00	0	0.00	0	0.00	0	0.00
Full-time students	1,737	2.34	0	0.00	0	0.00	0	0.00	8	4.88	1	6.67	0	0.00	0	0.00	0	0.00	2	8.00
Unemployed	2,473	3.34	0	0.00	4	22.22	0	0.00	14	8.53	2	13.33	1	4.00	3	5.26	0	0.00	0	0.00
Economically inactive females aged 16+	34,223	46.16	10	83.33	7	38.88	4	100.00	123	75.00	4	26.67	20	80.00	49	85.96	1	50.00	14	56
% of economically inactive females aged 16+ who are:																				
Retired	18,912	25.51	0	0.00	0	0.00	0	0.00	6	3.66	0	0.00	3	12.00	8	14.03	0	0.00	2	8.00
Students	3,082	4.16	0	0.00	1	5.56	2	50.00	6	3.66	0	0.00	0	0.00	2	3.51	0	0.00	2	8.00
Looking after home or family	4,902	6.61	3	25.00	3	16.67	2	50.00	52	31.71	1	6.67	10	40.00	30	52.63	1	50.00	4	16.00
Long term sick or disabled	5,480	7.39	5	41.66	0	0.00	0	0.00	38	23.17	2	13.33	2	8.00	6	10.53	0	0.00	5	20.00
Other	1,847	2.49	2	16.67	3	16.67	0	0.00	21	12.80	1	6.67	5	20.00	3	5.26	0	0.00	1	4.00
All usual residents aged 16+ in employment by industry:	77,756		8		20		3		63		24		10		11		4		21	
Agriculture, energy & water	2,051	2.64	0	0.00	0	0.00	0	0.00	3	4.76	1	4.17	1	10.00	0	0.00	0	0.00	0	0.00
Manufacturing	12,573	16.17	0	0.00	2	10.00	0	0.00	6	9.52	2	8.33	3	30.00	0	0.00	0	0.00	2	9.52
Construction	6,650	8.55	0	0.00	3	15.00	1	33.33	9	14.29	2	8.33	0	0.00	2	18.18	0	0.00	2	9.52
Wholesale & retail trade; repair of motor vehicles/motorcycles	11,750	15.11	2	25.00	3	15.00	0	0.00	6	9.52	4	16.67	0	0.00	2	18.18	0	0.00	5	23.81
Transport & storage	3,034	3.90	0	0.00	0	0.00	0	0.00	3	4.76	1	4.17	0	0.00	2	18.18	0	0.00	0	0.00
Accommodation & food service activities	3,409	4.38	0	0.00	4	20.00	0	0.00	7	11.11	1	4.17	0	0.00	0	0.00	0	0.00	0	0.00
Information & communication	1,495	1.92	1	12.50	0	0.00	0	0.00	1	1.59	0	0.00	0	0.00	0	0.00	0	0.00	1	4.76
Financial & insurance activities	2,720	3.50	0	0.00	1	5.00	0	0.00	1	1.59	2	8.33	0	0.00	1	9.09	0	0.00	2	9.52
Real estate activities	843	1.08	1	12.50	0	0.00	0	0.00	1	1.59	0	0.00	0	0.00	0	0.00	0	0.00	0	0.00
Professional, scientific & technical activities	2,934	3.77	1	12.50	0	0.00	0	0.00	2	3.17	1	4.17	1	10.00	0	0.00	0	0.00	1	4.76
Administrative & support service activities	3,490	4.49	0	0.00	2	10.00	1	33.33	5	7.94	2	8.33	2	20.00	0	0.00	1	25.00	1	4.76
Public administration & defence; compulsory social security	7,102	9.13	2	25.00	0	0.00	1	33.33	3	4.76	1	4.17	0	0.00	0	0.00	1	25.00	1	4.76
Education	7,097	9.13	0	0.00	1	5.00	0	0.00	3	4.76	2	8.33	1	10.00	1	9.09	0	0.00	2	9.52
Human health & social work activities	9,653	12.41	1	12.50	2	10.00	0	0.00	7	11.11	4	16.67	0	0.00	2	18.18	1	25.00	2	9.52
Other industries	2,955	3.80	0	0.00	2	10.00	0	0.00	6	9.52	1	4.17	2	20.00	1	9.09	1	25.00	2	9.52
All usual residents aged 16+ and highest level of qualification:	143,825		26		49		16		308		41		44		81		6		56	
No qualifications	45,102	31.36	16	61.54	26	53.06	6	37.50	207	67.21	19	46.34	33	75.00	65	80.25	2	33.33	38	67.86
Level 1 qualifications	21,459	14.92	0	0.00	6	12.25	0	0.00	26	8.44	6	14.63	2	4.54	5	6.17	0	0.00	3	5.36
Level 2 qualifications	23,361	16.24	0	0.00	6	12.25	3	18.75	20	6.49	3	7.32	4	9.09	4	4.94	2	33.33	2	3.57
Apprenticeship	5,595	3.89	1	3.85	0	0.00	1	6.25	5	1.62	2	4.88	1	2.27	1	1.23	0	0.00	2	3.57
Level 3 qualifications	16,154	11.23	3	11.54	4	8.16	3	18.75	19	6.17	3	7.32	0	0.00	1	1.23	1	16.67	5	8.93
Level 4 qualifications and above	26,843	18.66	6	23.08	4	8.16	1	6.25	23	7.47	6	14.63	1	2.27	4	4.94	1	16.67	5	8.93
Other qualifications	5,311	3.69	0	0.00	3	6.12	2	12.50	8	2.60	2	4.88	3	6.82	1	1.23	0	0.00	1	1.78
All usual residents and general health:	178,806		31		63		21		521		53		72		155		6		84	
Very good or good	133,654	74.75	14	45.16	45	71.43	16	76.19	330	63.34	36	67.92	49	68.06	105	67.74	6	100.00	58	69.05
Fair	28,488	15.93	7	22.58	11	17.46	3	14.29	92	17.66	12	22.64	11	15.28	23	14.84	0	0.00	14	16.67
Bad or very bad	16,664	9.32	10	32.26	7	11.11	2	9.52	99	19.00	5	9.43	12	16.67	27	17.42	0	0.00	12	14.28
All usual residents and religion:	178,806		31		63		21		521		53		72		155		6		84	
Christian	90,669	50.71	17	54.84	29	46.03	8	38.09	400	76.77	21	39.62	53	73.61	126	81.29	2	33.33	43	51.19
Buddhist	278	0.15	1	3.23	1	1.59	1	4.76	4	0.77	2	3.77	0	0.00	0	0.00	0	0.00	1	1.19
Hindu	174	0.10	0	0.00	0	0.00	0	0.00	2	0.38	0	0.00	0	0.00	0	0.00	0	0.00	0	0.00
Jewish	69	0.04	1	3.23	0	0.00	0	0.00	0	0.00	1	1.89	0	0.00	0	0.00	0	0.00	1	1.19
Muslim	391	0.22	0	0.00	2	3.17	0	0.00	6	1.15	1	1.89	0	0.00	1	0.64	0	0.00	1	1.19
Sikh	152	0.08	1	3.23	0	0.00	0	0.00	3	0.58	1	1.89	0	0.00	0	0.00	0	0.00	0	0.00
Other religion	665	0.37	2	6.45	0	0.00	0	0.00	9	1.73	2	3.77	0	0.00	0	0.00	0	0.00	0	0.00
No religion	73,084	40.87	9	29.03	21	33.33	6	28.57	72	13.82	20	37.74	9	12.50	23	14.84	2	33.33	26	30.95
Religion not stated	13,324	7.45	0	0.00	10	15.87	6	28.57	25	4.80	5	9.43	10	13.89	5	3.23	2	33.33	12	14.29

DRAFT 2022-2027 GYPSY TRAVELLER ACCOMMODATION ASSESSMENT

Variable	Caerphilly				Bridgend		Vale of Glamorgan		Cardiff		Rhondda Cynon Taff		Blaenau Gwent		Torfaen		Monmouthshire		Newport	
	All residents		Gypsy/Irish travellers		Gypsy/Irish travellers		Gypsy/Irish travellers		Gypsy/Irish travellers		Gypsy/Irish travellers		Gypsy/Irish travellers		Gypsy/Irish travellers		Gypsy/Irish travellers		Gypsy/Irish travellers	
	Number	%	Number	%	Number	%	Number	%	Number	%	Number	%	Number	%	Number	%	Number	%	Number	%
Household composition (number of households)	74,479		14		26		6		158		22		30		50		3		28	
Single person aged 65+ households	9,143	12.29	0	0.00	0	0.00	0	0.00	5	3.16	0	0.00	5	16.67	1	2.00	0	0.00	2	7.14
Households containing only residents aged 65+ (more than one)	6,161	8.27	0	0.00	0	0.00	0	0.00	1	0.63	0	0.00	1	3.33	2	4.00	0	0.00	0	0.00
Single person households	11,053	14.84	8	57.14	6	23.08	0	0.00	34	21.52	5	22.73	8	26.67	9	18.00	1	33.33	6	21.43
Married/same-sex civil partnership couple households with:																				
no children	9,737	13.07	1	7.14	1	3.85	0	0.00	2	1.27	2	9.09	1	3.33	3	6.00	0	0.00	1	3.57
dependent children	11,025	14.80	1	7.14	3	11.54	0	0.00	15	9.49	1	4.54	3	10.00	4	8.00	1	33.33	6	21.43
all children non-dependent	5,687	7.64	2	14.29	3	11.54	1	16.70	4	2.53	1	4.54	0	0.00	1	2.00	0	0.00	0	0.00
Cohabiting couple households with:																				
no children	3,435	4.61	1	7.14	1	3.85	0	0.00	5	3.16	2	9.09	0	0.00	1	2.00	0	0.00	0	0.00
dependent children	4,282	5.75	0	0.00	2	7.69	3	50.00	7	4.43	5	22.73	1	3.33	3	6.00	0	0.00	1	3.57
all children non-dependent	495	0.66	0	0.00	0	0.00	0	0.00	1	0.63	0	0.00	0	0.00	0	0.00	0	0.00	0	0.00
Lone parent households with:																				
dependent children	6,533	8.77	1	7.14	7	26.92	1	16.70	55	34.82	5	22.73	8	26.67	18	36.00	0	0.00	7	25.00
all children non-dependent	3,141	4.22	0	0.00	0	0.00	1	16.70	4	2.53	0	0.00	2	6.67	0	0.00	0	0.00	1	3.57
Other households	3,787	5.08	0	0.00	3	11.53	0	0.00	25	15.83	1	4.54	1	3.33	8	16.00	1	33.33	4	14.29
Car/van availability (number of households)	74,479		14		26		6		158		22		30		50		3		28	
No cars or vans	18,137	24.35	3	21.43	7	26.92	1	16.67	90	56.96	6	27.28	15	50.00	18	36.00	0	0.00	10	35.71
1 car or van	32,153	43.17	7	50.00	13	50.00	4	66.66	52	32.91	8	36.36	11	36.67	24	48.00	1	33.33	10	35.71
2 or more cars and vans	24,189	32.48	4	28.57	6	23.08	1	16.67	16	10.13	8	36.36	4	13.33	8	16.00	2	66.67	8	28.58

The 2011 Census tables used for the above analysis are as follows:

DC2101EW	Ethnic group by sex and age
DC6201EW	Economic activity by ethnic group by sex by age
DC5209EW	Highest level of qualification by ethnic group
DC6211EW	Industry by ethnic group by age
DC2301EW	Ethnic group by provision of unpaid care by general health
DC2201EW	Ethnic group by religion
DC1201EW	Household composition by ethnic group of Household Reference Person
DC4202EW	Tenure by car or van availability by ethnic group of Household Reference Person

Appendix 7: Analysis of unauthorised encampments (2011-2015)

Year / Month	Duration of stay	Location	Number of caravans
May 2011	Not recorded	"Dead End Spur", Manmoel Road, Pen-y-Fan	3
August 2011	Not recorded	Old North Celenyn Pit Site, Newbridge	Not recorded
December 2012	Not recorded	Caerphilly Park & Ride	5
January 2013	6 days	Caerphilly Park & Ride	Not recorded
March 2013	Not recorded	Caerphilly Park & Ride	5
June 2013	Not recorded	Caerphilly Park & Ride	3
June 2013	Not recorded	Caerphilly Park & Ride	3
July 2013	Not recorded	Wern Car Park, Nelson	3
July 2013	4 days	Leisure Centre, Risca	13
August 2013	14 days	Foxes Lane, Oakdale	7
June 2014	Not recorded	Rear of Asda, Caerphilly	1
July 2014	Not recorded	Caerphilly railway top Car Park (land belongs to Network rail)	6
August 2014	7 days	Oakdale Wind Farm, Oakdale Business Park	20
October 2014	14 days	Aber Railway Station, Nantgarw Road, Caerphilly	6
October 2014	Owner gave permission to stay for approx. 6 weeks	Gellideg Lane, Maesycwmmmer (private land)	1 caravan and 2 converted vans
January 2015	6 days	Car Park Aber Alt Railway Station, Nantgarw Road Caerphilly	5
July 2015	Not recorded	Oakdale Wind Farm, Oakdale Business Park	5
August 2015	4 days	Top of Heol Fawr, Nelson	6
September 2015	2 days	Risca Railway Station	2
October 2015	7 days	Caerphilly railway top car park (Network Rail)	7

Source: Caerphilly CBC, GTAA 2015